

Florida Office of Insurance Regulation

# Annual Report 2018

**David Altmaier**  
Insurance Commissioner



FLORIDA OFFICE OF  
INSURANCE REGULATION

# CONTENTS

---

## **OFFICE OF INSURANCE REGULATION**

Insurance Commissioner and Chief of Staff 1

Mission and Vision 2

Insurance Regulation in Florida 3

## **HURRICANE SEASON SPECIAL REPORT 4**

Emergency Support Functions 5

Hurricane Michael 6

## **MAKING OIR MORE EFFECTIVE: OPERATIONAL EFFICIENCIES 7**

## **FLORIDA'S NATIONAL LEADERSHIP ROLE 8**

Value and Services to Florida 9

## **OIR SUMMIT 10**

## **2017 MARKET OVERVIEW 13**

Insurance and the Florida Economy 14

Insurance Market Trends 15

Life and Health Insurance 15

Property and Casualty Insurance 19


Top Medical Malpractice Insurers in Florida 20

Medical Malpractice Insurance Company  
Admissions Activity in 2017 21

Examinations and Investigations 21

## **ENDNOTES 22**

## **STATISTICAL DATA 23**





## David Altmaier, Insurance Commissioner

---

David Altmaier was appointed as the Florida Insurance Commissioner in April 2016 by the Financial Services Commission. He leads the Office of Insurance Regulation (OIR) and has oversight of one of the largest insurance markets in the world. Under Altmaier's leadership, OIR has continued working toward cultivating a market in Florida in which insurance products are reliable, available, and affordable.

Altmaier began his public service at OIR in 2008, serving in a number of roles at the OIR including Chief Analyst of the Property and Casualty Financial Oversight unit and Deputy Commissioner of Property and Casualty Insurance.


In 2019, Altmaier was elected Vice President of the National Association of Insurance Commissioners (NAIC). He also chairs the NAIC's Financial Condition (E) Committee, Group Capital Calculation Working Group and the Capital Adequacy Task Force.

Prior to joining OIR, Altmaier worked as a Florida licensed 2-20 and 2-14 insurance agent and as a high school math teacher. Altmaier graduated from Western Kentucky University in 2004 with a bachelor's degree in mathematics.

## Mike Yaworksy, Chief of Staff

---

Mike Yaworksy was appointed to serve as OIR's Chief of Staff in 2017. In this position, he serves as a policy advisor to the Commissioner, and manages OIR's fiscal matters and administrative operations, and oversees the offices of the Government Affairs, Communications/Press, Market Research and Technology, and Budget, Personnel and Contracts. He has a bachelor's degree in Social Science from Florida State University and a Juris Doctor degree from Samford University's Cumberland School of Law.



# Mission

To promote a stable and competitive insurance market for consumers.

# Vision

OIR envisions a robust and competitive insurance market while maintaining protections for the insurance-buying public.

The Insurance Commissioner is appointed by, and reports to, the Financial Services Commission (FSC). The FSC is comprised of the Governor, the Attorney General, the Chief Financial Officer, and the Commissioner of Agriculture and serves as agency head for purposes of rulemaking.

OIR pursues its mission by:

- Licensing insurance companies and insurance related entities.
- Reviewing forms and rates for insurers and insurance-related entities.
- Monitoring the financial condition of insurers and requiring corrective action when appropriate.
- Enforcing insurer and insurance-related entity compliance with statutory market conduct requirements.
- Working to attract more insurance-related companies, jobs and capital to the Florida insurance market.
- Engaging in national and global regulatory policy formulation and standard-setting affecting Florida.
- Collecting and analyzing insurance data for use by the OIR, policymakers, companies and consumers.

OVERSEES MORE THAN

**4,400**  
ENTITIES

**287**

FULL-TIME EQUIVALENT  
POSITIONS

OIR REGULATES A

**\$154 BILLION**  
INDUSTRY



# Insurance Regulation in Florida

The Office of Insurance Regulation (OIR) is the lead regulatory agency overseeing Florida's insurance industry - one of the largest, most complex insurance industries in the world. OIR is housed within the Department of Financial Services (DFS) for administrative, personnel, and technology support. At times, the roles and responsibilities of OIR and DFS intersect. OIR works alongside DFS to serve and protect Floridians.



*(L-R: Commissioner David Altmaier; CFO Jimmy Patronis; Tasha Carter, Director of DFS' Division of Consumer Services)*

## **OIR** Office of Insurance Regulation

The Office of Insurance Regulation is responsible for all activities concerning insurers and other risk bearing entities to include:

- Certificates of authority
- Product review to include policy forms and rates
- Market regulation
- Financial oversight

## **DFS** Department of Financial Services

The Department of Financial Services is responsible for all activities concerning:

- Insurance agent and agencies
- Insurance consumer services
- Insurance fraud
- Workers' compensation administration among other non-insurance related responsibilities
- Rehabilitation and liquidation

# Hurricane Season **Special Report**



# Hurricane Season Special Report

MORE THAN  
**\$17 BILLION**  
IN ESTIMATED INSURED  
LOSSES SINCE 2016

## FLORIDA'S UNIQUE EXPOSURE AND RISK

Florida has one of the highest exposures and levels of risk to tropical weather events in the United States. Since 2016, Florida has experienced three consecutive Atlantic Hurricane Seasons with at least one hurricane making landfall during each season accounting for a combined total of more than \$17 billion in estimated insured losses.<sup>1</sup>

MORE THAN  
**100 YEARS**  
OF COMBINED EXPERIENCE

## OIR'S INCIDENT MANAGEMENT TEAM

OIR's Incident Management Team (IMT) is comprised of a variety of OIR staff members with a total of more than 100 years of combined insurance actuarial expertise, communications and emergency management experience, and various regulatory backgrounds.<sup>2</sup>

## EMERGENCY SUPPORT FUNCTIONS

Personnel from OIR's IMT provide support to Florida's State Emergency Operations Center (SEOC) as a member of Emergency Support Function 18, Business Industry and Economic Stabilization. During the response and recovery efforts following a disaster or catastrophic act of nature, OIR's IMT team members serve both in the field and at Florida's SEOC in Tallahassee.

Some of the functions of the OIR IMT include:

- State and regional EOC support
- Suspending and activating certain insurance rules and statutes for the health, safety, and welfare of Florida's policyholders
- Initiating hurricane claims data reporting
- Facilitating insurance carrier mobilization and resource allocation
- Supporting DFS' insurance village and consumer services activities



# Hurricane Season Special Report

## HURRICANE MICHAEL

Hurricane Michael was one of the strongest, deadliest storms in Florida history. OIR partnered with CFO Jimmy Patronis' Division of Consumer Services to support the CFO's consumer services units in their response and recovery efforts.

Teams from OIR and the CFO's Office continue to travel to impacted counties to assess insurance-related needs and facilitate resource deployments to impacted regions.

- 3 Insurance Villages with more than 50 companies in attendance
- Dozens of visits to provide support at local Disaster Recovery Centers
- Hosted and attended nearly a dozen town hall events to assist with insurance-related recovery efforts



**AS OF APRIL 26, 2019**

Total Estimated Insured Losses:  
**\$6.3 billion**

Total Claims:  
**146,191**

## HURRICANE IRMA

As of Nov. 14, 2018:

Total Estimated Insured Losses:

**\$11 BILLION**

Total Claims:

**1,002,821**



## HURRICANE HERMINE

As of March 3, 2017:

Total Estimated Insured Losses:

**\$139 MILLION**

Total Claims:

**19,699**



## HURRICANE MATTHEW

As of March 3, 2017:

Total Estimated Insured Losses:

**\$1.1 BILLION**

Total Claims:

**144,938**





# Making OIR More Effective: Operational Efficiencies<sup>3</sup>

OIR has produced savings totaling \$154,718 and 3,040 hours in staff time for the reporting period by leveraging automation and contract savings.

- ▶ OIR leveraged automation to achieve new efficiencies, saving at least 2,240 hours in staff time, a cost savings of \$63,000.
  - Automating Foreign Entity filings saved 400 hours of staff time, a cost-savings of \$10,000.
  - OIR identified efficiencies in the rate-making process, leveraging technology and reducing 780 hours of staff time, producing \$23,400 in cost-savings.
  - OIR reduced the average time to review certain accident and health reports from 24 hours to 60 seconds.
  - OIR leveraged technology to reduce the total time for reviewing insurance administrator filings from 75 hours to 25 hours by implementing an autoclose process.
    - The autoclose rate for these filings is now 70%.
- ▶ OIR leveraged technology to reduce the total time for completing the Certification of Valuation from five months to two weeks, saving 800 staff hours. This is an annual cost-savings of \$56,718.
- ▶ OIR also had \$35,000 in contract savings during the reporting period.



OIR has repealed 18 rules that were deemed unnecessary or obsolete

# Florida's National Leadership Role



The National Association of Insurance Commissioners (NAIC) is the U.S. standard-setting and regulatory support organization created and governed by the chief insurance regulators from the 50 states, the District of Columbia and five U.S. territories. Through the NAIC, state insurance regulators establish standards and best practices, conduct peer review, and coordinate their regulatory oversight. NAIC staff supports these efforts and represents the collective views of state regulators domestically and internationally. NAIC members, together with the central resources of the NAIC, form the national system of state-based insurance regulation in the U.S.

In 2017 Commissioner Altmaier was appointed vice chair of the National Association of Insurance Commissioners (NAIC) Property and Casualty Insurance (C) Committee, which is responsible for monitoring products, delivery and cost in the property and casualty and surplus lines insurance markets; financial reporting matters that are of interest to regulatory actuaries and analysts; and the financial aspects of the surplus lines market.

Commissioner Altmaier was appointed chair of the NAIC's Financial Condition (E) Committee in 2018 and reappointed in 2019. The committee serves as the central forum for maintenance and development of all financial solvency considerations for the state-based system of insurance regulation.

Commissioner Altmaier was elected as Vice President of the NAIC in February 2019. Similar to his role as Florida's Insurance Commissioner, he continues to assist insurance regulators in their efforts to foster insurance markets that promote the availability of reliable insurance products for our nation's insurance consumers.

In his national leadership role, Commissioner Altmaier leads an effort to execute a consistent application of best practices for the financial oversight of more than 4,400 insurers operating in the U.S. while also leading the NAIC's most visible solvency initiative, the development of a Group Capital Calculation for U.S. insurance groups. This initiative is under development to assist state regulators, the Federal Reserve Board, and the Federal Insurance Office as well as the international supervisory community.<sup>4</sup>



# VALUE AND SERVICES TO FLORIDA

Below are a few examples of the value and services to Florida through participation with the NAIC:




Saves Florida millions of dollars annually by providing reviews of insurance company solvency



Warehouses data for the State of Florida so that OIR can evaluate solvency in real time without hiring staff to analyze the data



Training, education and meeting forums



Streamlined processes for financial filings and applications



Resource information including publications, data products, studies and reports



**\$1,000,000+**  
ECONOMIC IMPACT

## WELCOME TO THE SUNSHINE STATE

Florida has been a proud host of more than 20 NAIC meetings over the past decade. This year, Florida hosted the 2019 NAIC Spring National Meeting in Orlando, welcoming more than 2,000 guests to the state. CFO Patronis provided remarks during the Opening Session, speaking to the strong partnership between OIR and DFS; Florida's fiscal health; and the role a robust, healthy insurance market plays in fostering an economy where consumers can prosper.<sup>5</sup>

To learn more about the NAIC, visit [www.naic.org](http://www.naic.org).

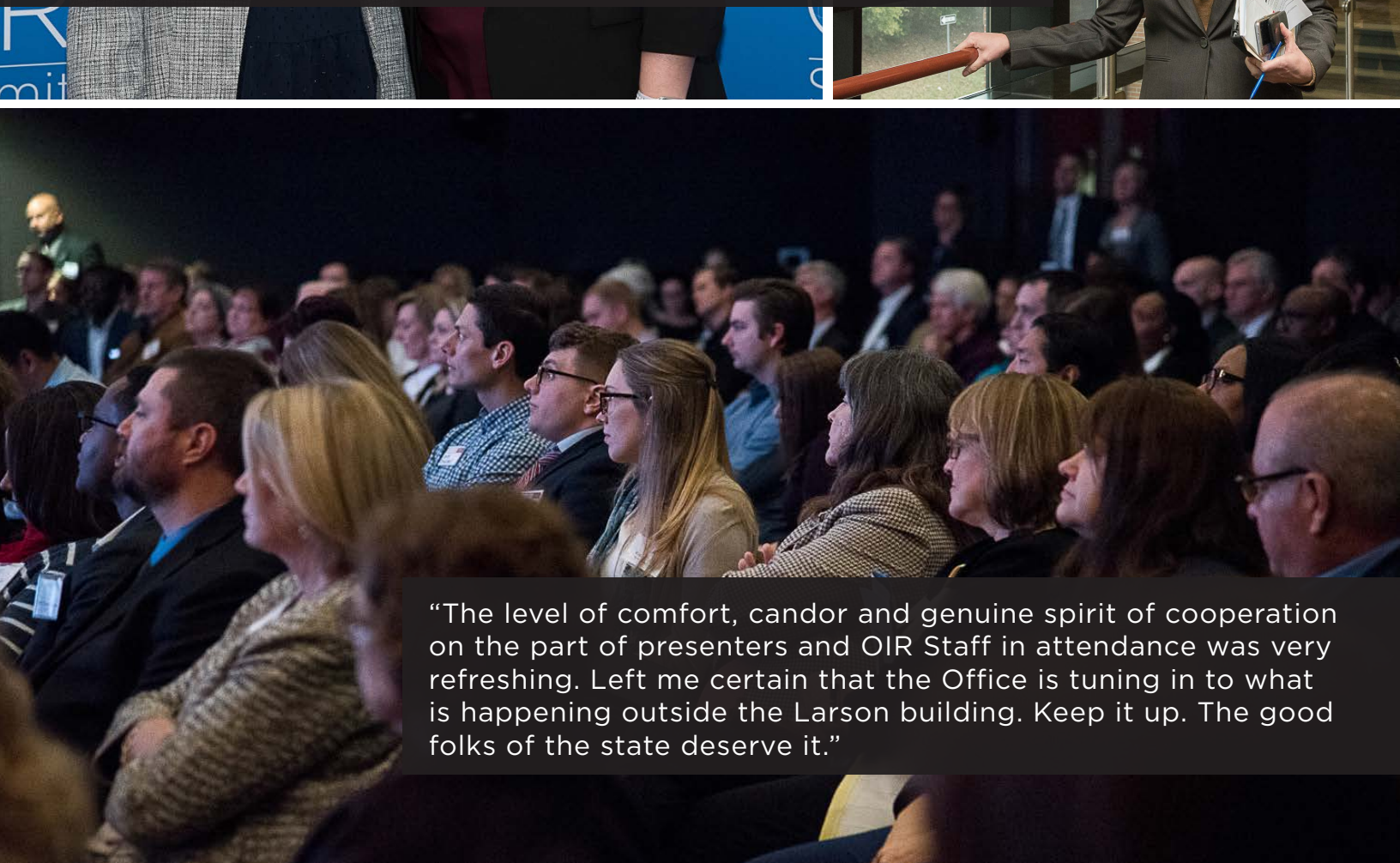




# A Collaborative Focus on REGULATORY INNOVATION, EFFICIENCY, AND CONSUMER PROTECTION




“I was very impressed and admire the ease in which all levels of staff communicated with each other and us. OIR’s passion for their work and protecting Floridians is commendable.”



“The level of comfort, candor and genuine spirit of cooperation on the part of presenters and OIR Staff in attendance was very refreshing. Left me certain that the Office is tuning in to what is happening outside the Larson building. Keep it up. The good folks of the state deserve it.”

# OIR Summit

## A Collaborative Focus on REGULATORY INNOVATION, EFFICIENCY, AND CONSUMER PROTECTION



“The facilities were terrific, the topics were pertinent, and it was clear the OIR was conducting this in an effort to serve its stakeholders, which I appreciate immensely. The interaction between participants - especially between presentations - was the thing I valued most.”





“Recently, I had the pleasure to work with the FLOIR during its review and approval of a client’s viatical settlement provider license application. Once again, your Department proved to be professional, responsive and efficient. As an attorney who works with departments of insurance in more than 40 states across the nation, I do not always have such pleasant experiences with other states’ departments of insurance. Accordingly, I commend you on and thank you for your Department’s professionalism and proficiency. It is refreshing, and you should be pleased.”

—Larry D. Davie, Esq. Partner  
CULHANE MEADOWS PLLC



FLORIDA OFFICE OF  
INSURANCE REGULATION

# 2017 Market Overview



# Insurance and The Florida Economy

Insurance-related entities added over 11,000 jobs<sup>6</sup> and \$1.5 billion in total compensation in 2017 showing continued growth in the Florida insurance industry.<sup>7</sup>

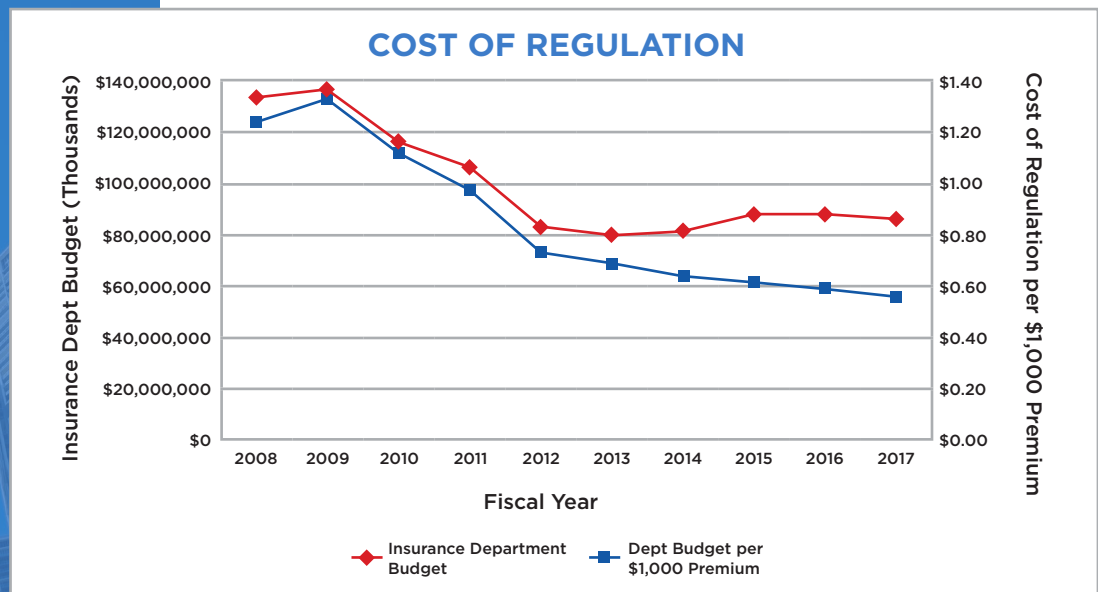
Insurance carriers and insurance-related activities accounted for 185,649 jobs, or almost 2 percent of all jobs in Florida.<sup>8</sup> The average annual salary and benefits in the insurance industry were \$90,294 in 2017.<sup>9</sup> Florida insurance industry employees received \$16.7 billion in total compensation, or 3 percent of the total compensation received by all Florida employees.<sup>10</sup> The Florida insurance industry generated approximately \$26.9 billion in total economic output, or 2.6 percent of Florida's gross domestic product.<sup>11</sup>

## EIGHTH STRAIGHT YEAR

OF DECLINING REGULATORY COSTS

OIR has continued its business development efforts to bring additional insurers to the state. In 2017, the Florida insurance market added 124 new insurance and insurance-related entities, bringing the total number of insurance-related entities operating in Florida to 4,418. This includes 3,138 foreign and 1,185 domestic insurers.<sup>12</sup>

Insurance regulatory costs in Florida declined again for the eighth straight year from \$1.33 per \$1,000 of premium in 2009 to \$0.56 in 2017 according to the NAIC.<sup>13</sup> In 2017, Florida's cost of insurance regulation continued to rank the lowest among the four most populous states.<sup>14</sup>





# Insurance Market Trends

In this section, market trends and conditions are assessed against a variety of criteria, which may include market concentration, coverage availability, residual markets, premium volume, premium rates, and company financial condition.

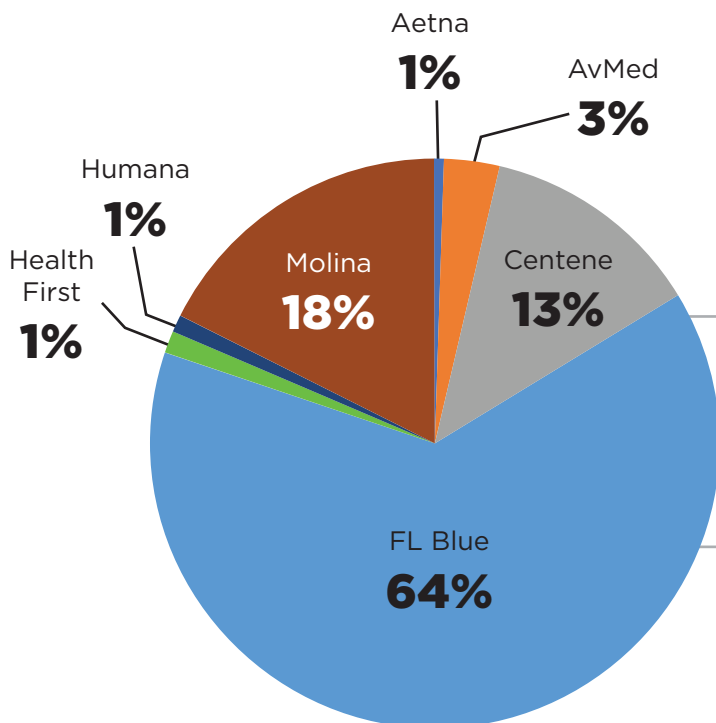
## LIFE AND HEALTH INSURANCE

### Health Insurance

A shift in the participation of several large health insurance companies offering individual market products on the federal Patient Protection & Affordable Care Act (PPACA) Exchange, coupled with contraction in the number of plans offered in Florida counties, resulted in less options available to consumers. This changing dynamic in the health insurance marketplace was being seen on a countrywide basis – not in Florida alone.

The individual health insurance market consisted of approximately 800,000 consumers when PPACA originated in 2010. By 2017, it had grown to over 1.7 million consumers. In 2017, there were 7 health insurers offering individual market insurance coverage on the federal Exchange compared to 11 in 2016.

Individual market rates also increased for Plan Year 2017 by an average of 19.1 percent. Of the 14 returning insurers in the individual market offering coverage both on and off the federal Exchange, twelve filed average rate increases ranging from 4.3 percent to 43.6 percent, and two filed rate decreases/rate holds ranging from 0.0 percent to 0.6 percent.<sup>15</sup>



### 2017 Individual Market Share

Total market consisted of approximately 1.9 million consumers, 1.73 million in a PPACA plan, 140k in a “Pre-PPACA” plan, meaning Grandfathered or a “keep-your-plan” policy.

### Cumulative Rate Increase Summary

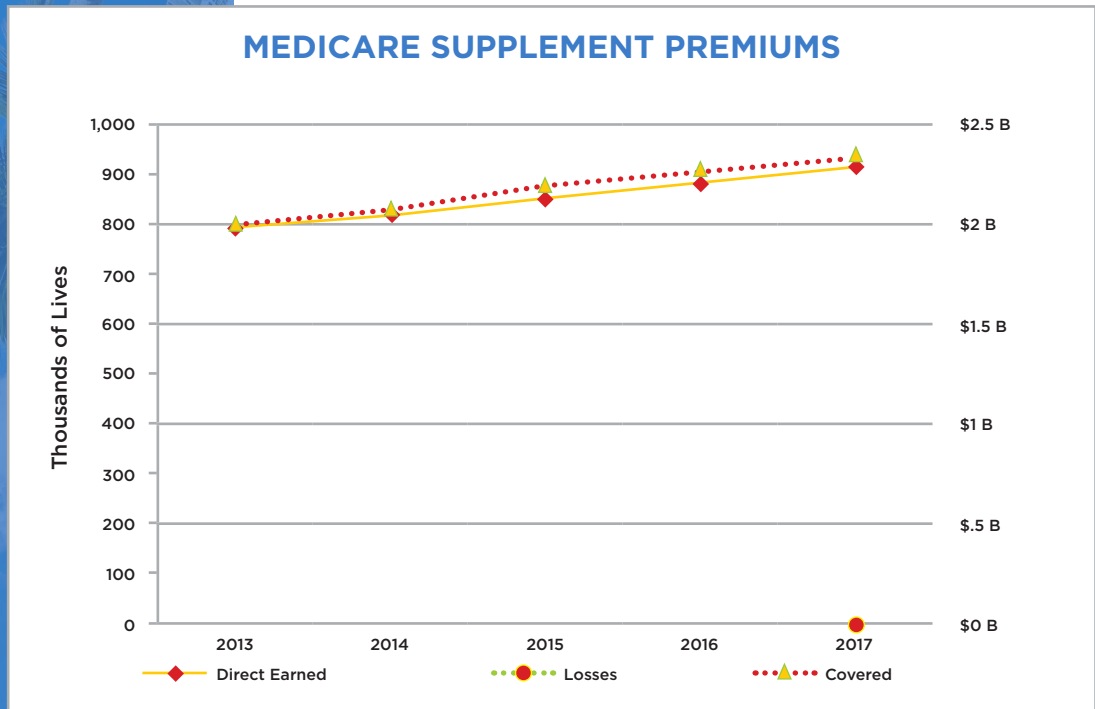
Year	Increase
2014*	35.2%
2015	13.1%
2016	9.5%
2017	19.1%
2018**	44.7%
2019	5.1%
<b>Cumulative</b>	<b>203.3%</b>

\* The 2014 increase is the premium difference from 2013 to 2014, the first year of PPACA.

\*\* The 2018 rates loaded an additional 31% on Silver plans to account for unfunded CSRs, a subsidy program the Federal Government eliminated.

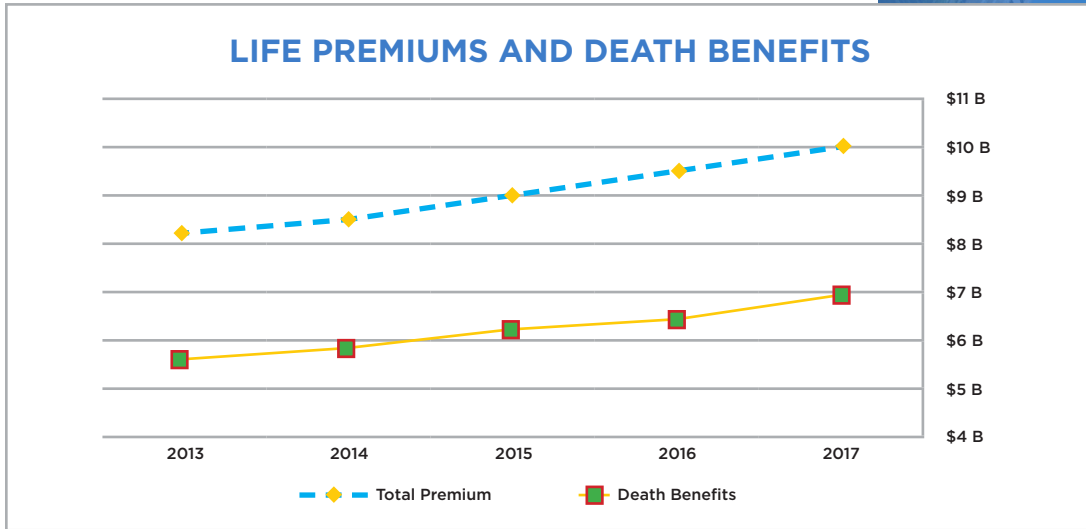
## Medicare Supplement Insurance

Medicare Supplement insurance is coverage for services that original Medicare does not cover, such as copayments, coinsurance, and deductibles. The Medicare Supplement market in Florida has seen a small but steady rise in insurance premiums, with the average insurance premium increasing 1 percent in 2016 and 2017. Market share allocation has remained consistent over the last few years with the top five carriers accounting for approximately 85 percent of the enrollment. However, with four carriers entering the market in 2017 and another nine entering in 2018 it is anticipated that the concentration will continue to decrease. There were a total of 896,665 enrollees with \$2.18 billion in direct premiums earned for new and renewal business in 2017.<sup>16</sup>



## Life Insurance

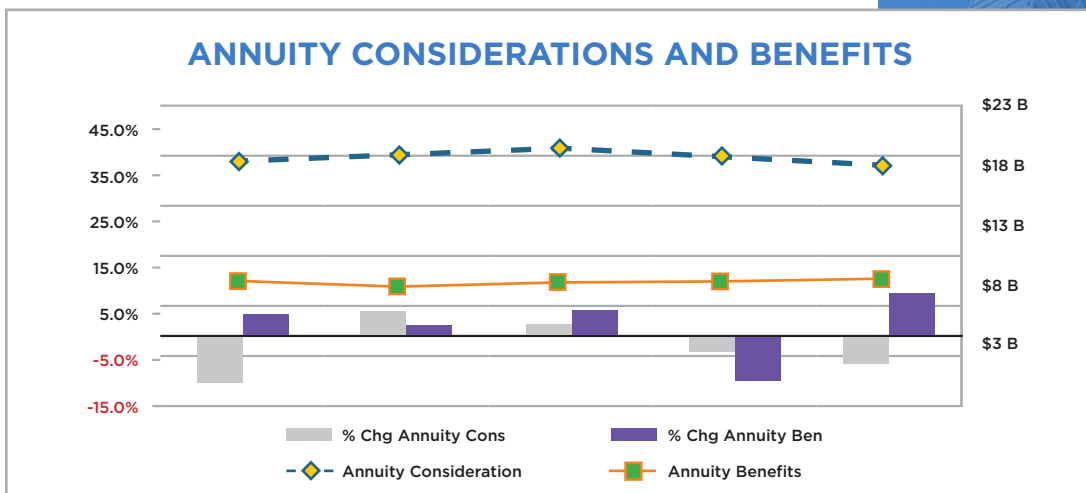
Over the last five years, the Florida life insurance market has continued to grow at a steady rate. This includes increases in total premium, in-force business and new issue business. Further, the competitive environment of the life insurance market in Florida is quite healthy with the top five companies accounting for just 23 percent of the state market which has not changed from last year. When this is compared to the national market we can see a significant contrast where the top five companies account for 35 percent of all premiums nationally. This competitive environment in the state appears likely to continue. The overall total premiums earned for the life insurance market were \$10.02 billion with \$6.83 billion in death benefits paid.<sup>17</sup>



## Annuities

Over the last two years there has been contraction in the annuity considerations (premium) leaving the market down 2 percent from five years ago. This decline is likely due to a strong performance in equity markets over recent years as consumers opt toward investments that have experienced greater returns. Annuity benefits paid have increased steadily, growing 3 percent a year over the last four years. Total annuity considerations for 2017 were \$17.12 billion with benefits at \$5.62 billion.<sup>18</sup>

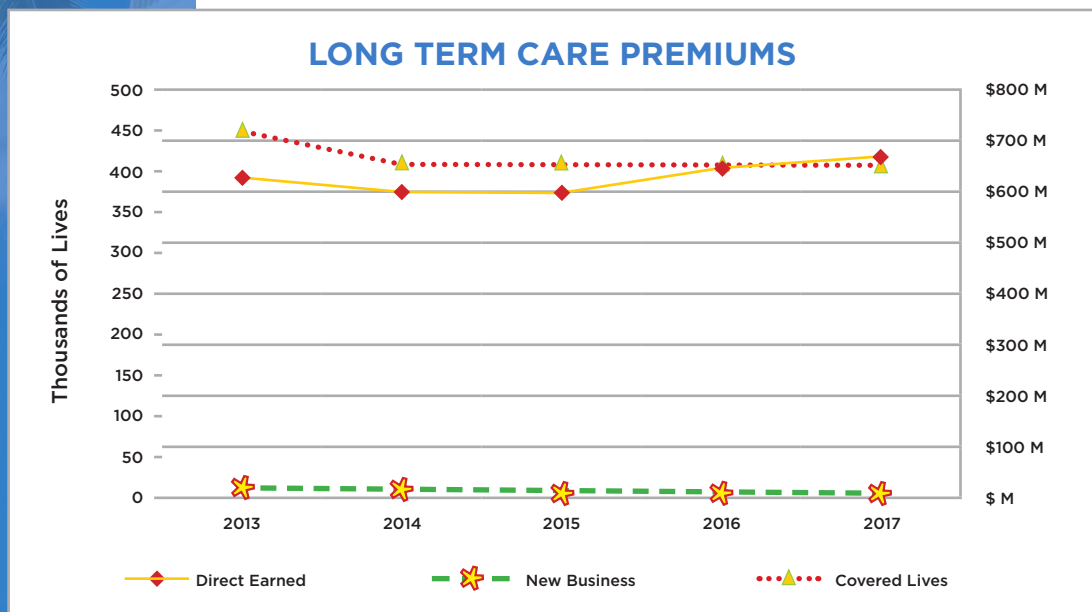
*\*An Annuity Consideration is also referred to as a premium.*



## Long-Term Care Insurance

Nationally, long-term care insurance premiums have been rising and Florida has seen large, sometimes triple-digit, rate increases from insurers offering this coverage. OIR continues working to address this issue by approving rates for insurers that would be phased-in incrementally to reduce the impact of rate increases with subsequent periods of time where policyholders were guaranteed no further increases. The length of the implementation period and the subsequent rate guarantee period is often dependent on the size of the increase. In addition, OIR has required companies to offer policyholders range of benefit options toward mitigating the rate increase.

Though not as pronounced as 2016, direct long-term care premiums continue to grow, largely due to pricing as opposed to market growth. New premiums continue to decrease and are less than half of what they were five years ago. The number of covered lives appear to have stabilized for the time being, having decreased 10 percent from five years ago, but remaining constant from last year. The total market loss ratio has improved from 150 percent in 2016 to 140 percent in 2017; however, the size of the market loss ratio indicates the challenges that currently exist on a national scale may likely continue. The total direct premiums earned were \$667.34 million with direct losses at \$936.68.<sup>19</sup>



# PROPERTY AND CASUALTY INSURANCE

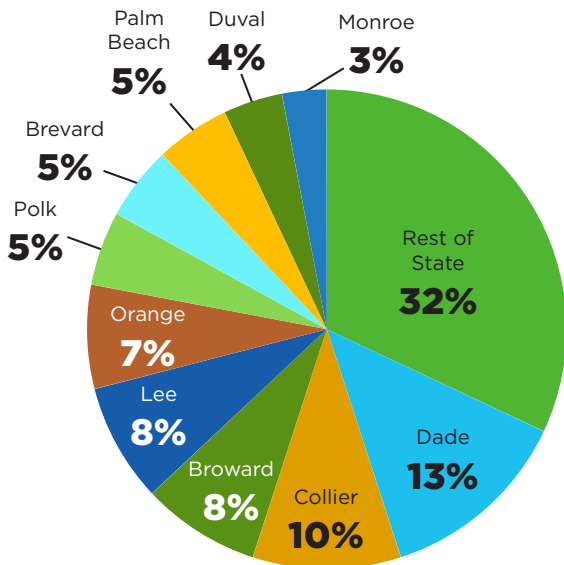

## Homeowners

Florida's homeowners insurance market continued to grow in 2017, with over 88 percent or 4.9 million of the policies in force covered by the domestic market. This helped reduce the number of policies written by Citizens Property Insurance Corporation, the state's homeowner's insurer of last resort to under 8 percent. Some of the growth of the voluntary market was due to the high level of capacity available in the reinsurance market, which permits insurers to increase writings. Additionally, the cost of reinsurance in 2017 continued to decline, with alternative vehicles such as insurance linked securities accounting for a larger share of the reinsurance market. Florida-based companies took advantage of these market trends and continued to diversify operations and expand writings to other states in 2017.<sup>20</sup>

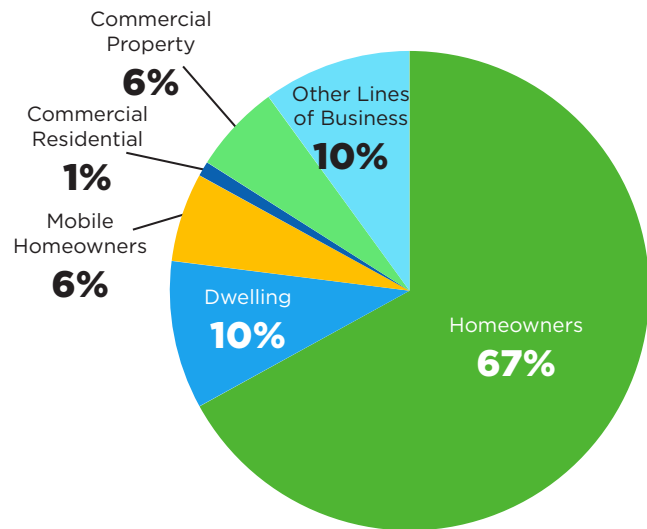
## Hurricane Season 2017

Hurricane Irma made land fall in Florida near Cudjoe Key as a category 4 storm on September 10, 2017.<sup>21</sup> Commissioner Altmaier issued an Emergency Order on September 13, 2017 suspending and activating certain insurance rules and statutes for the health, safety, and welfare of Florida's policyholders. Among other provisions, the Order provided an additional 90 days to policyholders to supply information to their insurance company; prohibited insurance companies from canceling or non-renewing policies covering residential properties damaged by the hurricane for at least 90 days; and froze any and all efforts to increase rates on policyholders for 90 days.<sup>22</sup>

As of November 14, 2018, there were over 1.2 million claims and total estimated insured losses of over \$11 billion.<sup>23</sup>



**Number of Claims**  
*Top 10 vs. Rest of State*



**Number of Claims**  
*By Line of Business*

## Assignment of Benefits (AOB)

Many property insurers are submitting rate filings to the OIR with significant indicated rate increases that are attributed, in part, to the increased frequency of the use of AOBs, particularly with water claims and related attorney fees. OIR released two data calls, (February 2016 and January 2018) that graphically demonstrate how much the frequency and severity of water claims has increased over the years. HB 7065 was passed during the 2019 Legislative Session to curb AOB abuse. It was expected that the trend in rising property insurance costs would worsen without meaningful AOB reform.<sup>24</sup>

# 45% INCREASE

IN ELIGIBLE WRITERS  
SINCE JUNE 2017

# 169% INCREASE

IN POLICIES IN FORCE  
SINCE JUNE 2017

## Flood Insurance

As conversations surrounding the federally-administered National Flood Insurance Program (NFIP) continue, OIR has continued working to expand Florida's private flood insurance market.

Florida is home to one of the largest, fastest growing private flood insurance markets in the U.S., with 29 eligible writers (45 percent increase since June 2017) and more than 62,000 personal residential flood insurance policies in force as of April 30 (169 percent increase since June 2017.)

Alongside the NFIP, a thriving private insurance market would provide wider, and in many cases, less expensive options that could protect more US consumers, expand the awareness of the need for flood insurance, and spread the risk beyond the NFIP.<sup>25</sup>

## Medical Malpractice Insurance

Florida is and has historically ranked as the fourth largest U.S. state in terms of total medical malpractice premium, with roughly \$550 million in direct written premium for 2017.

Overall, Florida has a competitive medical malpractice insurance market. In 2017, Florida welcomed 14 new writers into the market. This is helping Florida create a competitive market place, bolstering our efforts to make sure reliable insurance products are available to Florida's medical professionals and entities at affordable prices.<sup>26</sup>

## Top Medical Malpractice Insurers in Florida

Florida Written Premium Rank	Company	Direct Written Premium	Market Share
1	Doctors Company, An Interinsurance Exchange	\$116,324,194	21.0%
2	MAG Mutual Insurance Company	\$61,867,987	11.2%
3	Medical Protective Company	\$54,112,429	9.8%
4	NORCAL Mutual Insurance Company	\$33,127,012	6.0%
5	National Fire & Marine Insurance Company	\$21,905,735	4.0%
6	ProAssurance Casualty Company	\$15,522,596	2.8%
7	MedMal Direct Insurance Company	\$14,859,718	2.7%
8	American Casualty Company of Reading, PA	\$12,655,241	2.3%
9	Columbia Casualty Company	\$11,177,388	2.0%
10	Continental Casualty Company	\$10,214,800	1.8%

## Medical Malpractice Insurance Company Admissions Activity in 2017

Company	Type of Entity	Domiciliary State
Accredited Surety Casualty Company, Inc.	Property/Casualty Insurer	FL
AmGUARD Insurance Company	Property/Casualty Insurer	PA
Continental Heritage Insurance Company	Property/Casualty Insurer	FL
EastGUARD Insurance Company	Property/Casualty Insurer	PA
Everest Denali Insurance Company	Property/Casualty Insurer	DE
Everest Premier Insurance Company	Property/Casualty Insurer	DE
Nationwide Mutual Insurance Company	Property/Casualty Insurer	OH
NorGUARD Insurance Company	Property/Casualty Insurer	PA
Stratford Insurance Company	Property/Casualty Insurer	NH
TDC National Assurance Company	Property/Casualty Insurer	OR
Vantapro Specialty Insurance Company	Property/Casualty Insurer	AR
Franklin Casualty Insurance Company (A RRG)	RRG	VT
Medchoice Risk Retention Group, Inc.	RRG	VT
The Mutual Risk Retention Group, Inc.	RRG	HI

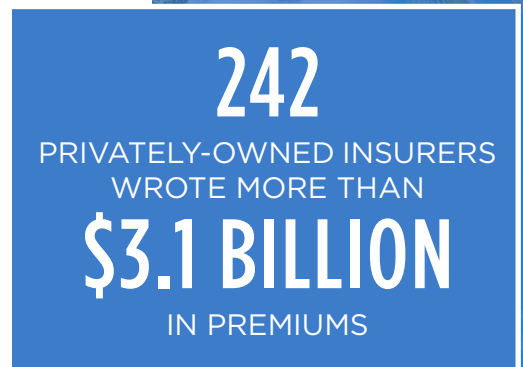
### Workers' Compensation Insurance

In 2017, 242 privately-owned insurers actively wrote workers' compensation insurance in Florida. In total, private sector insurers wrote \$3.18 billion in premium. Moreover, during 2017, 11 insurers entered the Florida workers' compensation market, either as new companies or by adding the workers' compensation line of business to their certificate of authority. During 2017, six insurers exited the Florida market. These new entrants and voluntary withdrawals had no disruptive impact on the marketplace, as should be the case in a competitive market.

The 2017 Annual NCCI WC Rate Filing, submitted in late August, proposed a statewide average premium decrease of 9.6 percent, which included a statewide average rate decrease of 9.3 percent and a reduction of the fixed expense cost applicable to every WC policy in Florida from \$200 to \$160. A public rate hearing was held on October 18, 2017, and the OIR approved a statewide overall rate level decrease of 9.5 percent and premium level decrease of 9.8 percent which took effect on January 1, 2018.<sup>27</sup>

### Examinations and Investigations

OIR conducted 359 market conduct examinations and investigations in 2017 – 30 examinations and 329 investigations. Potential violations that were examined or investigated related to premium billing errors, company business practices, failure to follow prescribed cancellation and nonrenewal practices, and the Freedom to Travel Act.<sup>28</sup>



# Endnotes

1. Florida Office of Insurance Regulation Market Research and Technology Unit.
2. Florida Office of Insurance Regulation, Office of Budget, Personnel and Contracts.
3. Florida Office of Insurance Regulation Annual Assessment April 1, 2017 through March 31, 2018.
4. National Association of Insurance Commissioners.
5. National Association of Insurance Commissioners.
6. U.S. Department of Commerce, Bureau of Economic Analysis. SA27N Full-Time and Part-Time Wage and Salary Employment by NAICS Industry, 10/3/2018.
7. U.S. Department of Commerce, Bureau of Economic Analysis. SA6N Compensation of Employees by NAICS Industry, 10/3/2018.
8. U.S. Department of Commerce, Bureau of Economic Analysis. SA27N Full-Time and Part-Time Wage and Salary Employment by NAICS Industry, 10/3/2018.
9. Calculated based on U.S. Department of Commerce, Bureau of Economic Analysis (BEA)SA27N Full-Time and Part-Time Wage and Salary Employment by NAICS Industry, 10/3/2018 and U.S. Department of Commerce, Bureau of Economic Analysis. SA6N Compensation of Employees by NAICS Industry, 10/3/2018.
10. U.S. Department of Commerce, Bureau of Economic Analysis. SA6N Compensation of Employees by NAICS Industry, 10/3/2018.
11. U.S. Department of Commerce, Bureau of Economic Analysis (BEA). Gross Domestic Product by State for “Insurance carriers and related activities” and all Industries Florida, 10/3/18.
12. Florida Office of Insurance Regulation Market Research and Technology Unit.
13. National Association of Insurance Commissioners, State Insurance Regulation in Florida: Key Facts and Trends.
14. National Association of Insurance Commissioners: State Insurance Regulation in California: Key Facts and Trends; State Insurance Regulation in New York: Key Facts and Trends; and State Insurance Regulation in Texas Key Facts and Trends.
15. Florida Office of Insurance Regulation, Life and Health Product Review.
16. Florida Office of Insurance Regulation, Life and Health Product Review.
17. Florida Office of Insurance Regulation, Life and Health Product Review.
18. Florida Office of Insurance Regulation, Life and Health Product Review.
19. Florida Office of Insurance Regulation, Life and Health Product Review.
20. Florida Office of Insurance Regulation, Property and Casualty Product Review.
21. National Hurricane Center
22. Florida Office of Insurance Regulation, Legal Services.
23. Florida Office of Insurance Regulation, Market Research and Technology Unit.
24. Florida Office of Insurance Regulation, Property and Casualty Product Review.
25. Florida Office of Insurance Regulation, Property and Casualty Product Review.
26. Florida Office of Insurance Regulation, Medical Malpractice Closed Claim Database and Rate Filing Annual Report, October 1, 2018.
27. Florida Office of Insurance Regulation, Workers’ Compensation Annual Report, January 15, 2018.
28. Florida Office of Insurance Regulation, Office of Budget, Personnel and Contracts.



# Statistical Information

## CALENDAR YEAR 2017

This section summarizes the financial information and activities of companies authorized to transact insurance-related business in Florida.



**FLORIDA PROPERTY AND CASUALTY INSURANCE  
CALENDAR YEAR EXPERIENCE  
pursuant to Section 627.915(2), FS  
Data Reporting Form: OIR-DO-308**

The data below is attributed to companies exceeding .5% threshold (Direct Written Premium for 2017).

Line Number	LINE OF BUSINESS	CY 2017 DIRECT PREMIUMS WRITTEN FOR ALL WRITING COMPANIES	DIRECT PREMIUMS WRITTEN	DIRECT PREMIUMS EARNED	DIRECT LOSSES PAID	LOSS RESERVES FOR ALL KNOWN CLAIMS - AT BEGINNING OF YEAR	LOSS RESERVES FOR ALL KNOWN CLAIMS - AT END OF YEAR	RESERVES FOR LOSSES INCURRED BUT NOT REPORTED (IBNR) - AT BEGINNING OF YEAR	RESERVES FOR LOSSES INCURRED BUT NOT REPORTED (IBNR) - AT END OF YEAR	DIRECT LOSSES INCURRED
1	01 - Fire	\$700,037,604	\$569,118,363	\$569,181,978	\$318,984,635	\$46,421,368	\$95,305,413	\$188,449,420	\$259,405,232	438,824,492
2	04 - Homeowners multiple peril	\$8,801,973,329	\$8,386,334,555	\$8,191,036,438	\$5,663,523,638	\$856,833,945	\$1,380,682,284	\$964,243,576	\$2,391,011,098	7,614,139,499
3	05.1 - Commercial multiple peril (non-liability portion)	\$1,135,917,696	\$872,555,198	\$881,798,820	\$340,112,078	\$82,049,131	\$451,280,326	\$147,714,984	\$338,652,756	900,281,045
4	05.2 - Commercial multiple peril (liability portion)	\$972,721,965	\$445,395,811	\$439,684,351	\$184,408,419	\$274,358,630	\$303,397,009	\$288,761,249	\$325,200,295	249,885,844
5	11 - Medical malpractice	\$369,981,226	\$346,578,405	\$328,048,863	\$171,396,557	\$265,055,203	\$308,865,980	\$167,079,723	\$198,860,773	246,988,384
6	16 - Workers' compensation	\$3,178,695,527	\$2,637,498,106	\$2,514,368,977	\$1,050,015,643	\$1,604,136,304	\$1,743,455,141	\$2,360,425,134	\$2,564,944,108	1,393,853,454
7	17 - Other Liability	\$3,946,021,531	\$2,669,895,051	\$2,616,745,614	\$1,688,591,605	\$697,315,423	\$736,249,950	\$1,259,773,652	\$1,215,204,456	1,682,956,936
8	Directors' and Officers' Liability Only (a subset of 17 - Other Liability)	\$231,051,590	\$219,754,716	\$218,018,874	\$151,857,067	\$129,931,215	\$157,732,234	\$316,708,949	\$276,590,834	139,539,971
9	18 - Products liability	\$123,124,062	\$98,409,200	\$99,556,347	\$32,978,622	\$74,183,957	\$99,383,871	\$155,670,559	\$172,578,187	76,086,164
10	19.1 - Private passenger auto no-fault (personal injury)	\$3,982,913,322	\$3,693,539,320	\$3,580,942,139	\$2,232,844,047	\$940,546,059	\$1,212,217,386	\$619,186,343	\$728,059,884	2,613,388,915
11	19.2 - Other private passenger auto liability	\$9,699,581,520	\$8,876,855,927	\$8,625,723,260	\$5,489,910,262	\$4,088,962,716	\$4,552,665,865	\$1,504,559,688	\$1,678,702,473	6,127,756,196
12	19.3 - Commercial auto no-fault (personal injury protection)	\$95,774,709	\$82,239,890	\$84,689,877	\$48,000,201	\$22,287,723	\$21,057,230	\$32,547,788	\$41,137,918	55,359,838
13	19.4 - Other commercial auto liability	\$2,002,781,616	\$1,580,804,064	\$1,479,344,637	\$890,202,100	\$873,740,580	\$1,036,861,838	\$516,513,193	\$614,407,101	1,151,217,266
14	21.1 - Private passenger auto physical damage	\$5,454,655,105	\$4,937,611,088	\$4,741,353,441	\$3,302,485,778	\$216,407,401	\$282,107,141	\$32,780,118	\$86,375,591	3,421,780,991
15	21.2 - Commercial auto physical damage	\$380,177,756	\$307,554,479	\$286,621,249	\$172,089,021	\$17,203,136	\$20,923,743	\$8,192,618	\$18,399,908	186,016,918

This information is compiled from data filed with the Office by each Property and Casualty Coverage Provider.  
It has not been audited or independently verified.

**FLORIDA PROPERTY AND CASUALTY INSURANCE  
CALENDAR YEAR EXPERIENCE**  
pursuant to Section 627.915(2), FS  
Data Reporting Form: OIR-DO-308

The data below is attributed to companies exceeding .5% threshold (Direct Written Premium for 2017).

Line Number	LINE OF BUSINESS	RATIO DIRECT LOSSES INCURRED TO PREMIUMS EARNED	ALLOCATED LOSS ADJUSTMENT EXPENSE - RESERVES AT BEGINNING OF YEAR	ALLOCATED LOSS ADJUSTMENT EXPENSE - RESERVES AT END OF YEAR	ALLOCATED LOSS ADJUSTMENT EXPENSE - PAID	ALLOCATED LOSS ADJUSTMENT EXPENSE - INCURRED	RATIO ALLOCATED LOSS ADJUSTMENT EXPENSE TO PREMIUMS EARNED	UNALLOCATED LOSS ADJUSTED EXPENSE - RESERVES AT BEGINNING OF YEAR	UNALLOCATED LOSS ADJUSTED EXPENSE - RESERVES AT END OF YEAR	UNALLOCATED LOSS ADJUSTED EXPENSE - PAID
1	01 - Fire	77.10%	\$28,127,157	\$37,063,637	\$17,489,734	26,426,214	4.64%	\$8,489,731	\$25,764,240	\$60,689,023
2	04 - Homeowners multiple peril	92.96%	\$323,418,991	\$381,178,855	\$325,260,147	383,020,011	4.88%	\$211,674,737	\$916,317,208	\$1,118,648,469
3	05.1 - Commercial multiple peril (non-liability portion)	102.10%	\$27,745,818	\$44,227,670	\$12,612,738	29,094,890	3.30%	\$19,803,788	\$34,067,811	\$36,119,435
4	05.2 - Commercial multiple peril (liability portion)	56.83%	\$255,154,038	\$276,548,511	\$65,623,094	87,017,867	19.79%	\$31,411,521	\$37,327,084	\$15,227,468
5	11 - Medical malpractice	75.29%	\$212,004,724	\$237,519,387	\$67,790,976	93,305,639	28.44%	\$23,163,843	\$23,949,281	\$14,774,363
6	16 - Workers' compensation	55.44%	\$455,290,561	\$488,155,330	\$144,076,969	176,941,738	7.04%	\$168,733,226	\$183,056,758	\$91,039,483
7	17 - Other liability	64.31%	\$386,190,306	\$369,328,338	\$94,197,598	77,335,630	2.96%	\$86,674,320	\$98,075,513	\$36,187,805
8	Directors' and Officers' Liability Only (a subset of 17 - Other Liability)	64.19%	\$62,054,274	\$66,023,260	\$36,424,277	40,393,263	18.53%	\$21,118,450	\$21,269,531	\$4,264,742
9	18 - Products liability	75.42%	\$108,064,108	\$112,644,900	\$37,538,624	42,119,416	42.31%	\$24,156,444	\$27,295,718	\$9,794,863
10	19.1 - Private passenger auto no-fault (personal injury)	72.98%	\$500,231,090	\$505,039,276	\$226,253,577	231,061,763	6.45%	\$185,595,677	\$229,252,754	\$351,421,212
11	19.2 - Other private passenger auto liability	71.04%	\$799,777,201	\$899,019,607	\$330,580,959	429,823,365	4.98%	\$528,008,172	\$570,383,999	\$673,575,747
12	19.3 - Commercial auto no-fault (personal injury protection)	65.37%	\$8,327,644	\$9,410,975	\$5,335,179	6,418,510	7.58%	\$5,265,827	\$5,973,204	\$6,867,547
13	19.4 - Other commercial auto liability	77.92%	\$207,142,649	\$241,314,050	\$89,016,906	123,188,307	8.33%	\$54,283,469	\$64,140,171	\$65,200,234
14	21.1 - Private passenger auto physical damage	72.17%	\$19,387,798	\$23,998,233	\$24,700,009	29,310,444	0.62%	\$109,539,061	\$126,966,877	\$411,533,623
15	21.2 - Commercial auto physical damage	64.90%	\$4,730,842	\$5,715,594	\$4,740,792	5,728,544	2.00%	\$3,814,364	\$4,587,911	\$19,406,371

This information is compiled from data filed with the Office by each Property and Casualty Coverage Provider. It has not been audited or independently verified.

**FLORIDA PROPERTY AND CASUALTY INSURANCE  
CALENDAR YEAR EXPERIENCE**  
pursuant to Section 627.915(2), FS  
Data Reporting Form: OIR-DO-308

**FLORIDA PROPERTY AND CASUALTY  
INSURANCE  
CALENDAR YEAR EXPERIENCE**  
pursuant to Section 627.915(2), FS  
Data Reporting Form: OIR-DO-308

The data below is attributed to companies exceeding .5% threshold (Direct Written Premium for 2017).

Line Number	LINE OF BUSINESS	UNALLOCATED LOSS ADJUSTED EXPENSE - INCURRED	RATIO UNALLOCATED LOSS ADJUSTED EXPENSE TO PREMIUMS EARNED	TOTAL LOSS ADJUSTMENT EXPENSE - INCURRED	RATIO TOTAL LOSS ADJUSTMENT EXPENSE TO PREMIUMS EARNED	OTHER EXPENSE - OTHER ACQUISITION EXPENSE	OTHER EXPENSE - GENERAL EXPENSE	OTHER EXPENSE - COMMISSIONS AND BROKERAGE EXPENSES	OTHER EXPENSE - TAXES, LICENSES AND FEES	TOTAL OTHER EXPENSE
1	01 - Fire	\$77,963,532	13.70%	\$104,389,746	18.34%	\$19,340,411	\$43,456,123	\$59,933,272	\$9,987,970	\$132,717,776
2	04 - Homeowners multiple peril	\$1,423,290,940	17.38%	\$1,806,310,951	22.05%	\$301,486,222	\$386,284,667	\$1,153,572,888	\$126,832,386	\$1,968,176,163
3	05-1 - Commercial multiple peril (non-liability portion)	\$52,383,458	5.94%	\$81,478,048	9.24%	\$46,848,514	\$38,237,234	\$133,718,173	\$35,503,847	\$284,307,768
4	05-2 - Commercial multiple peril (liability portion)	\$21,143,031	4.81%	\$108,160,598	24.60%	\$24,683,521	\$27,026,593	\$73,562,838	\$7,697,919	\$132,970,871
5	11 - Medical malpractice	\$15,559,801	4.74%	\$108,865,440	33.19%	\$13,983,051	\$42,034,259	\$33,227,729	\$5,596,679	\$94,841,718
6	16- Workers' compensation	\$105,863,015	4.19%	\$282,304,753	11.23%	\$149,940,775	\$191,312,808	\$271,023,293	\$85,830,751	\$698,107,627
7	17 - Other liability	\$47,588,998	1.82%	\$124,924,628	4.77%	\$58,250,537	\$80,492,655	\$206,781,498	\$32,119,257	\$377,643,947
8	Directors' and Officers' Liability Only (a subset of 17 - Other Liability)	\$4,415,823	2.03%	\$44,809,086	20.55%	\$14,590,685	\$6,952,441	\$34,636,950	\$4,135,374	\$60,315,450
9	18 - Products liability	\$12,934,137	12.99%	\$85,053,553	55.30%	\$6,347,413	\$6,434,375	\$13,233,237	\$1,396,606	\$27,411,631
10	19.1 - Private passenger auto no-fault (personal injury)	\$395,078,289	11.03%	\$626,140,052	17.49%	\$209,366,243	\$155,499,746	\$293,685,209	\$47,941,458	\$706,492,656
11	19.2 - Other private passenger auto liability	\$715,951,574	8.30%	\$1,145,774,939	13.28%	\$578,058,218	\$344,692,065	\$562,767,330	\$106,488,319	\$1,592,005,932
12	19.3 - Commercial auto no-fault (personal injury protection)	\$7,574,924	8.94%	\$13,993,434	16.52%	\$5,801,046	\$5,414,242	\$9,619,671	\$1,133,328	\$21,986,287
13	19.4 - Other commercial auto liability	\$75,056,936	5.07%	\$198,245,243	13.40%	\$60,577,251	\$79,273,485	\$229,669,819	\$23,728,030	\$393,248,585
14	21.1 - Private passenger auto physical damage	\$428,961,439	9.05%	\$458,271,883	9.67%	\$317,126,882	\$185,918,709	\$293,403,153	\$60,278,696	\$886,727,440
15	21.2 - Commercial auto physical damage	\$20,179,918	7.04%	\$25,905,462	9.04%	\$12,540,416	\$16,303,073	\$38,900,497	\$4,622,783	\$72,366,789

*This information is compiled from data filed with the Office by each Property and Casualty Coverage Provider. It has not been audited or independently verified.*

**FLORIDA PROPERTY AND CASUALTY INSURANCE  
CALENDAR YEAR EXPERIENCE  
pursuant to Section 627.915(2), FS  
Data Reporting Form: OIR-DO-308**

FLORIDA PROPERTY AND CASUALTY INSURANCE CALENDAR YEAR EXPERIENCE pursuant to Section 627.915(2), FS Data Reporting Form: OIR-DO-308		The data below is attributed to companies exceeding .5% threshold (Direct Written Premium for 2017).					
Line Number	LINE OF BUSINESS	RATIO TOTAL OTHER EXPENSE TO PREMIUMS EARNED	UNDERWRITING GAIN OR LOSS	RATIO TO UNDERWRITING GAIN OR LOSS PREMIUMS EARNED	POLICYHOLDER DIVIDEND	NET INVESTMENT GAIN OR LOSS AND OTHER INCOME GAIN OR LOSS	NET INCOME AFTER DIVIDENDS TO POLICYHOLDER BUT BEFORE FEDERAL INCOME TAX
1	01 - Fire	23.32%	(\$106,750,036)	-18.76%	\$0	\$34,150,840	(\$72,599,196)
2	04 - Homeowners multiple peril	24.03%	(\$3,197,590,175)	-39.04%	\$27,428,026	\$841,751,411	(\$2,383,266,790)
3	05.1 - Commercial multiple peril (non-liability portion)	28.84%	(\$354,271,041)	-40.18%	\$115,438	\$25,630,597	(\$328,755,882)
4	05.2 - Commercial multiple peril (liability portion)	30.24%	(\$51,332,962)	-11.68%	\$9,896	\$56,499,293	\$5,156,435
5	11 - Medical malpractice	28.91%	(\$122,646,679)	-37.39%	\$9,959,873	\$61,339,080	(\$71,267,472)
6	16- Workers' compensation	27.76%	\$140,103,143	5.57%	\$80,038,129	\$243,662,507	\$303,727,521
7	17 - Other liability	14.43%	\$431,220,103	16.48%	\$99	\$256,034,709	\$687,254,713
8	Directors' and Officers' Liability Only (a subset of 17 - Other Liability)	27.67%	(\$27,045,633)	-12.41%	\$0	\$43,996,978	\$16,951,345
9	18 - Products liability	27.53%	(\$57,995,001)	-58.25%	(\$5,880)	\$42,851,463	(\$15,137,658)
10	19.1 - Private passenger auto no-fault (personal injury)	19.73%	(\$365,079,484)	-10.20%	\$4,379,509	\$62,265,542	(\$307,193,451)
11	19.2 - Other private passenger auto liability	18.46%	(\$239,813,807)	-2.78%	\$35,633,595	\$164,409,056	(\$111,038,346)
12	19.3 - Commercial auto no-fault (personal injury protection)	25.94%	(\$6,631,682)	-7.83%	\$77	\$5,293,281	(\$1,338,478)
13	19.4 - Other commercial auto liability	26.58%	(\$263,366,457)	-17.80%	(\$7,652)	\$49,779,097	(\$213,579,708)
14	21.1 - Private passenger auto physical damage	18.07%	\$4,573,127	0.10%	\$17,063,256	\$29,506,445	\$17,016,316
15	21.2 - Commercial auto physical damage	25.25%	\$2,332,100	0.81%	\$291	\$3,577,793	\$5,909,602

Data Reporting Form: OIR-DO-308

*This information is compiled from data filed with the Office by each Property and Casualty Coverage Provider.  
It has not been audited or independently verified.*

## MEDICAL LOSS RATIOS FOR FLORIDA HEALTH MAINTENANCE ORGANIZATIONS Calendar Year 2017 | Pursuant to Section 641.23, F.S.

Company	2016	2015	Authority
Aetna Health, Inc.	83.36%	81.84%	HMO
AIDS Healthcare Foundation MCO of Florida, Inc.	88.73%	100.75%	HMO
Amerigroup Florida, Inc. (A)	(A)	89.57%	
AvMed, Inc.	89.25%	87.25%	HMO
BayCare Select Health Plans, Inc. (B)	(B)	(B)	HMO
BeHealthy Florida, Inc.	89.17%	89.17%	HMO
Better Health, Inc. (C)	(C)	81.59%	
Capital Health Plan, Inc.	94.03%	94.81%	HMO
CarePlus Health Plans, Inc.	83.19%	81.19%	HMO
Cigna Healthcare of Florida, Inc.	71.57%	90.80%	HMO
Coventry Health Care of Florida, Inc. (f/k/a Vista Healthplan, Inc.)	83.96%	80.20%	HMO
Coventry Health Plan of Florida, Inc. (f/k/a Vista Healthplan of South Florida, Inc.) (D)	-301.96%	-268.72%	HMO
Doctors Healthcare Plans, Inc. (E)	(E)	(E)	HMO
Florida Health Care Plan, Inc.	84.10%	82.86%	HMO
Florida Health Solution HMO Company (F)	(F)	-1193.10%	
Florida MHS, Inc.	78.04%	78.68%	HMO
Florida True Health, Inc.	90.19%	87.92%	HMO
Freedom Health, Inc.	84.87%	84.15%	HMO
Health First Commercial Plans, Inc. (G)	(G)	80.59%	
Health First Commercial Plans, Inc. (f/k/a NewCo Health First Commercial Plans, Inc.) (H)	(H)	(H)	HMO
Health First Health Plans, Inc.	82.43%	80.99%	HMO
Health Options, Inc.	78.53%	76.58%	HMO
HealthSpring of Florida, Inc. (f/k/a Leon Medical Centers Health Plans, Inc.)	87.88%	81.98%	HMO
HealthSun Health Plans, Inc.	84.74%	83.75%	HMO
Healthy Palm Beaches, Inc. (I)	-247.70%	-144.45%	HMO
Humana Medical Plan, Inc.	84.66%	83.73%	HMO
MMM of Florida, Inc. (f/k/a Health Advantage Florida, Inc.) (J)	(J)	(J)	HMO
Medica Health Plans of Florida, Inc. (K)	(K)	1676.51%	HMO
Medica HealthCare Plans, Inc.	90.67%	82.88%	HMO
Molina Healthcare of Florida, Inc.	93.85%	88.25%	HMO
Neighborhood Health Partnership, Inc.	77.71%	74.87%	HMO
Optimum Healthcare, Inc.	84.27%	83.25%	HMO
Preferred Care Partners, Inc.	87.26%	86.01%	HMO
Simply Healthcare Plans, Inc.	84.81%	81.58%	HMO
Sunshine Health Community Solutions, Inc. (L)	534.09%	(L)	HMO
Sunshine State Health Plan, Inc.	93.78%	92.03%	HMO
Ultimate Health Plans, Inc.	84.89%	81.01%	HMO
United Healthcare of Florida, Inc.	84.77%	84.89%	HMO
WellCare of Florida, Inc.	83.33%	82.91%	HMO

### Legend and Notes:

A = During 2017, Amerigroup merged with Better Health and Simply Healthcare with Simply Healthcare being the surviving entity.

B = Licensed as an HMO on 12/26/2017. No business written in 2017.

C = During 2017, Better Health merged with Amerigroup and Simply Healthcare with Simply Healthcare being the surviving entity.

D = No members during 2016 or 2017.

E = Licensed as an HMO on 12/14/2017. No business written in 2017.

F = Release of reserves during 2016 resulted in negative MLR. No members in 2017 and surrendered its license 5/4/2018.

G = Merged into NewCo Health First Commercial Plans, Inc. effective 1/1/2018.

H = During 2017, NewCo Health First Commercial Plans, Inc. was formed and merged with Health First Commercial Plans, Inc. with NewCo Health First Commercial Plans, Inc. as the surviving entity. No business written in 2017.

I = No members during 2016 or 2017.

J = Licensed as an HMO on 6/1/2017. No business written in 2017.

K = No members during 2016 or 2017.

L = Licensed as an HMO on 4/8/2016. No business written in 2016.

**SUMMARY OF DIRECTORS AND OFFICERS LIABILITY CLAIMS**  
 CALENDAR YEAR 2017  
 PURSUANT TO SECTION 627.9122(3), F.S.

<b>NUMBER OF REPORTED CLOSED CLAIMS</b>	612
<b>INDEMNITY PAID BY INSURERS(\$)</b>	19,153,577
<b>DEDUCTIBLES PAID BY DEFENDANTS(\$)</b>	4,142,086
<b>LOSS ADJUSTMENT EXPENSES(\$)</b>	11,946,609
<b>OTHER LOSS ADJUSTMENT EXPENSES(\$)</b>	1,230,483
<b>ECONOMIC LOSSES(\$)</b>	10,711,736
<b>NON-ECONOMIC LOSSES(\$)</b>	40,000
<b>PUNITIVE DAMAGES(\$)</b>	0

*SOURCE: PLCR-DNO, February 22, 2019*

**SUMMARY OF MOTOR VEHICLE SERVICE AGREEMENTS\***  
 CALENDAR YEAR 2017  
 PURSUANT TO SECTION 634.137, F.S.

<b>NUMBER OF REPORTING ENTITIES</b>	91
<b>TOTAL ADMITTED ASSETS (\$)</b>	3,259,314,931
<b>TOTAL FLORIDA GROSS PREMIUMS WRITTEN (\$)</b>	1,604,526,024

*\*Values do not include Motor Vehicle Manufacturers (exempted in 2008 per Section 634.137(6), F.S.)*  
*SOURCE: OIR FAME, February 25, 2019*

**COMPANIES DISCONTINUING OPERATIONS IN FLORIDA**

CALENDAR YEAR 2017

PURSUANT TO SECTION 624.315(b), F.S.

COMPANY	DOMICILE	DISPOSITION	DATE	REASON	ASSETS	LIABILITIES
<b>CONTINUING CARE RETIREMENT COMMUNITY (CCRC)</b>						
FOUNTAINS LAKE POINTE WOODS SL, LLC	FOREIGN	SURRENDERED	06/30/2017	Company voluntary surrendered its certificate of authority	N/A	N/A
GLENMOOR OPCO VENTURES, LLC	FOREIGN	WITHDRAWN	02/17/2017	Company withdrew its application	N/A	N/A
MIRAMAR SENIOR HOUSING PROJECT, INC.	DOMESTIC	SURRENDERED	05/03/2017	Company surrendered its provisional certificate of authority	N/A	N/A
WESTMINSTER PINES, INC.	DOMESTIC	SURRENDERED	10/12/2017	Company surrendered its provisional certificate of authority	N/A	N/A
<b>DISCOUNT PLAN ORGANIZATION (F/K/A DISCOUNT MEDICAL PLAN ORGANIZATION)</b>						
DENTALPLANS.COM, INC.	DOMESTIC	SURRENDERED	07/17/2017	Company voluntary surrendered its license	N/A	N/A
<b>DONOR ANNUITY</b>						
1941 FOUNDATION, INC. (THE)	DOMESTIC	INACTIVE	12/13/2017	Donor Annuity voluntary surrendered its registration	N/A	N/A
AIR FORCE ENLISTED VILLAGE, INC.	DOMESTIC	INACTIVE	04/11/2017	Donor Annuity voluntary surrendered its registration	N/A	N/A
CATHOLIC FOUNDATION OF NORTHWEST FLORIDA, INC. (THE)	DOMESTIC	INACTIVE	08/30/2017	Donor Annuity voluntary surrendered its registration	N/A	N/A
CHRIST CHURCH UNITED METHODIST, INC.	DOMESTIC	INACTIVE	04/07/2017	Donor Annuity voluntary surrendered its registration	N/A	N/A
COMMUNITY ACTION STOPS ABUSE, INC.	DOMESTIC	INACTIVE	09/15/2017	Donor Annuity voluntary surrendered its registration	N/A	N/A
COUNCIL ON AGING OF MARTIN COUNTY, INC.	DOMESTIC	INACTIVE	08/24/2017	Donor Annuity voluntary surrendered its registration	N/A	N/A
CROSS INTERNATIONAL CATHOLIC OUTREACH, INC.	DOMESTIC	INACTIVE	02/27/2017	Donor Annuity voluntary surrendered its registration	N/A	N/A
DISCIPLES OF THE LORD JESUS CHRIST INC.	FOREIGN	INACTIVE	02/27/2017	Donor Annuity voluntary surrendered its registration	N/A	N/A
FIRST BAPTIST CHURCH OF LEESBURG, INC.	DOMESTIC	INACTIVE	04/24/2017	Donor Annuity voluntary surrendered its registration	N/A	N/A
GAY & LESBIAN COMMUNITY CENTER OF GREATER FORT LAUDERDALE, INC.	DOMESTIC	INACTIVE	04/07/2017	Donor Annuity voluntary surrendered its registration	N/A	N/A
HARBORSIDE CHRISTIAN CHURCH, INC.	DOMESTIC	INACTIVE	06/16/2017	Donor Annuity voluntary surrendered its registration	N/A	N/A
HUMANISTS OF FLORIDA, INC.	DOMESTIC	INACTIVE	02/20/2017	Donor Annuity voluntary surrendered its registration	N/A	N/A
LEAGUE FOR EDUCATIONAL AWARENESS OF THE HOLOCAUST, INC.	DOMESTIC	INACTIVE	10/20/2017	Donor Annuity voluntary surrendered its registration	N/A	N/A
LEESBURG REGIONAL MEDICAL CENTER FOUNDATION, INC.	DOMESTIC	INACTIVE	04/24/2017	Donor Annuity voluntary surrendered its registration	N/A	N/A
MAYO CLINIC	FOREIGN	INACTIVE	03/24/2017	Donor Annuity voluntary surrendered its registration	N/A	N/A
NEIGHBORHOOD HEALTH CLINIC, INC.	DOMESTIC	INACTIVE	12/27/2017	Donor Annuity voluntary surrendered its registration	N/A	N/A
PCI-MEDIA IMPACT, INC.	FOREIGN	INACTIVE	02/15/2017	Donor Annuity voluntary surrendered its registration	N/A	N/A



**COMPANIES DISCONTINUING OPERATIONS IN FLORIDA**

CALENDAR YEAR 2017  
PURSUANT TO SECTION 624.315(b), F.S.

COMPANY	DOMICILE	DISPOSITION	DATE	REASON	ASSETS	LIABILITIES
POLYTECHNIC INSTITUTE OF NEW YORK UNIVERSITY	FOREIGN	INACTIVE	05/23/2017	Donor Annuity voluntary surrendered its registration	N/A	N/A
PRESBYTERIAN CHURCH IN AMERICA FOUNDATION, INC.	FOREIGN	INACTIVE	02/27/2017	Donor Annuity voluntary surrendered its registration	N/A	N/A
RONALD REAGAN PRESIDENTIAL FOUNDATION (THE)	FOREIGN	INACTIVE	09/25/2017	Donor Annuity voluntary surrendered its registration	N/A	N/A
SAINT MARY'S COLLEGE	FOREIGN	INACTIVE	05/24/2017	Donor Annuity voluntary surrendered its registration	N/A	N/A
SISTERS OF ST. JOSEPH OF MEDAILLE	FOREIGN	INACTIVE	05/03/2017	Donor Annuity voluntary surrendered its registration	N/A	N/A
TEMPLE B'NAI JACOB OF WELLINGTON, INC.	DOMESTIC	INACTIVE	09/01/2017	Donor Annuity voluntary surrendered its registration	N/A	N/A
TURNING POINT FOR GOD	FOREIGN	INACTIVE	09/20/2017	Donor Annuity voluntary surrendered its registration	N/A	N/A
U.S. FAMILY FOUNDATION, INC.	DOMESTIC	INACTIVE	09/15/2017	Donor Annuity voluntary surrendered its registration	N/A	N/A
WEST CENTRAL FLORIDA COUNCIL, INC., BOY SCOUTS OF AMERICA	DOMESTIC	INACTIVE	09/19/2017	Donor Annuity voluntary surrendered its registration	N/A	N/A
<b>FRATERNAL BENEFIT SOCIETY</b>						
POLISH WOMEN'S ALLIANCE OF AMERICA	FOREIGN	EXPIRED - COA	02/02/2017	Company was suspended - COA expired per F.S. 624.421(4) after company failed to apply for reinstatement.	N/A	N/A
<b>HEALTH MAINTENANCE ORGANIZATION (HMO)</b>						
AMERIGROUP FLORIDA, INC.	DOMESTIC	MERGED	10/27/2017	Merged with and into affiliate Simply Healthcare Plans, Inc.	N/A	N/A
BETTER HEALTH, INC.	DOMESTIC	MERGED	10/27/2017	Merged with and into affiliate Simply Healthcare Plans, Inc.	N/A	N/A
<b>LEGAL EXPENSE INSURANCE</b>						
STAND YOUR GROUND LEGAL DEFENSE INSURANCE, INC.	DOMESTIC	SURRENDERED	11/29/2017	Company voluntary surrendered its license	N/A	N/A
<b>LIFE AND HEALTH INSURER</b>						
SOUTHLAND NATIONAL INSURANCE CORPORATION	FOREIGN	SURRENDERED	02/23/2017	Company surrendered its COA	419,043,987	0
<b>MOTOR VEHICLE SERVICE AGREEMENT COMPANY</b>						
MVSA COMPANY, INC.	DOMESTIC	MERGED	05/18/2017	Company merged into Mercedes-Benz USA, LLC	N/A	N/A
TT OF JC, INC.	DOMESTIC	SURRENDERED	07/25/2017	Company voluntary surrendered its license	N/A	N/A
<b>PRE-PAID LIMITED HEALTH SERVICE ORGANIZATION</b>						
ADVANTICA, INC.	DOMESTIC	MERGED	12/01/2017	Merged with and into affiliate Advantica Insurance Company	N/A	N/A
<b>PREMIUM FINANCE COMPANY</b>						
BAYSHORE PREMIUM FINANCE, INC.	DOMESTIC	SURRENDERED	04/25/2017	Company voluntary surrendered its license	N/A	N/A
FIRST FLORIDIAN PREMIUM FINANCE COMPANY	DOMESTIC	SURRENDERED	05/25/2017	Company voluntary surrendered its license	N/A	N/A
KALENA PREMIUM FINANCE, INC.	DOMESTIC	SURRENDERED	05/15/2017	Company voluntary surrendered its license	N/A	N/A
<b>PROPERTY AND CASUALTY INSURER</b>						
CASTLEPOINT NATIONAL INSURANCE COMPANY	FOREIGN	INACTIVE	04/01/2017	Company was placed into liquidation by the state of California	N/A	N/A

**COMPANIES DISCONTINUING OPERATIONS IN FLORIDA**

CALENDAR YEAR 2017  
PURSUANT TO SECTION 624.315(b), F.S.

COMPANY	DOMICILE	DISPOSITION	DATE	REASON	ASSETS	LIABILITIES
ELEMENTS PROPERTY INSURANCE COMPANY	DOMESTIC	MERGED	05/18/2017	Company merged into Avatar Property & Casualty Insurance Company	N/A	N/A
GUARANTEE INSURANCE COMPANY	DOMESTIC	REVOKED	11/27/2017	Company was placed into liquidation by the Office.	N/A	N/A
NATIONAL BAIL AND SURETY COMPANY	DOMESTIC	SURRENDERED	10/12/2017	Company surrendered its COA	N/A	N/A
PUBLIC SERVICE INSURANCE COMPANY	FOREIGN	SUSPENDED	05/26/2017	Company was suspended due to being placed in rehabilitation by the State of Illinois	N/A	N/A
SUSSEX INSURANCE COMPANY	FOREIGN	MERGED	12/31/2017	Company merged into Clarendon National Insurance Company	N/A	N/A
UPPER HUDSON NATIONAL INSURANCE COMPANY	FOREIGN	SURRENDERED	06/16/2017	Company failed to meet minimum surplus requirements.	2,968,666	2,132,503
<b>RISK PURCHASING GROUP</b>						
AMERICAN PSYCHOTHERAPIST PRO LIAB INS. PROGRAM	FOREIGN	WITHDRAWN	12/31/2017	RPG voluntary surrendered its registration	N/A	N/A
ARCHITECTS & ENGINEERS PROFESSIONAL INS. PROGRAM	FOREIGN	WITHDRAWN	01/01/2017	RPG voluntary surrendered its registration	N/A	N/A
SZ FLY SAFE RPG	FOREIGN	WITHDRAWN	12/31/2017	RPG voluntary surrendered its registration	N/A	N/A
UNITED STATES COMMERCIAL REAL ESTATE PROPERTY OWNERS RISK PURCHASING GROUP ASSOCIATION, INC.	FOREIGN	WITHDRAWN	12/31/2017	RPG voluntary surrendered its registration	N/A	N/A
<b>RISK RETENTION GROUP</b>						
DOCTORS & SURGEONS NATIONAL RISK RETENTION GROUP, INC.	FOREIGN	WITHDRAWN	01/06/2017	Company was placed into liquidation by the State of Vermont	N/A	N/A
IRONSHORE RISK RETENTION GROUP (D.C.), INC.	FOREIGN	SURRENDERED	10/03/2017	Company voluntary surrendered its license	2,040,757	662,625
NATIONAL GUARDIAN RISK RETENTION GROUP, INC.	FOREIGN	SURRENDERED	07/03/2017	Company voluntary surrendered its license	10,600,044	4,331,376
RPX RISK RETENTION GROUP, INC.	FOREIGN	SURRENDERED	01/31/2017	Company voluntary surrendered its license	N/A	N/A
<b>SERVICE WARRANTY ASSOCIATION</b>						
AQUA PLUMBING & AIR SERVICES, INC.	DOMESTIC	SURRENDERED	08/15/2017	Company voluntary surrendered its license	N/A	N/A
CUSTOM AIR, INC.	DOMESTIC	SURRENDERED	03/10/2017	Company voluntary surrendered its license	N/A	N/A
MODERN APPLIANCE SERVICES, INC	DOMESTIC	SURRENDERED	06/02/2017	Company voluntary surrendered its license	N/A	N/A
SOUTHERN COMFORT HEATING AND COOLING, INC.	DOMESTIC	SURRENDERED	04/12/2017	Company voluntary surrendered its license	N/A	N/A
<b>SURPLUS LINES - AVIATION/WET MARINE</b>						
STEAMSHIP MUTUAL UNDERWRITING ASSOC. (BERMUDA) LTD	ALIEN	WITHDRAWN	06/19/2017	Company voluntary surrendered its license	N/A	N/A
<b>THIRD PARTY ADMINISTRATOR</b>						
FLORIDA LEAGUE OF CITIES, INC.	DOMESTIC	SURRENDERED	02/07/2017	Company surrendered its COA	N/A	N/A
HAMMERMAN & GAINER, INC.	FOREIGN	SURRENDERED	05/01/2017	Company surrendered its COA	N/A	N/A
HEALTH FIRST ADMINISTRATIVE PLANS, INC.	DOMESTIC	MERGED	12/08/2017	Merged with and into an affiliate.	N/A	N/A
ICAN BENEFIT ADMINISTRATORS, LLC	DOMESTIC	SURRENDERED	05/01/2017	Company surrendered its COA	N/A	N/A
MYNEXUS, INC.	FOREIGN	SURRENDERED	05/23/2017	Company surrendered its COA	N/A	N/A
S. BARRETT & SONS, INC.	DOMESTIC	SURRENDERED	05/26/2017	Company surrendered its COA	N/A	N/A
VISION FINANCIAL CORPORATION OF DELAWARE	FOREIGN	SURRENDERED	02/28/2017	Company surrendered its COA	N/A	N/A

## SUMMARY OF WORKERS COMPENSATION EXPERIENCE

**Policy Period 1/1/2015-12/31/2015, At a First Report  
Pursuant to Section 627.914, F.S.**

COVERAGE	Exposure	Manual Premium	Standard Premium
FULL	264,830,418,548	\$3,733,426,624	\$3,237,054,832
INJURY TYPE	Claim Count	Indemnity Losses	Medical Losses
DEATH	140	\$15,515,560	\$19,161,446
PERMANENT TOTAL DISABILITY	39	\$7,633,437	\$40,366,631
PERMANENT PARTIAL DISABILITY	11,336	\$140,080,050	\$324,741,139
TEMPORARY TOTAL DISABILITY	32,996	\$283,299,841	\$623,544,809
MEDICAL TREATMENT ONLY	136,559	\$0	\$199,301,869
CONTRACT MEDICAL	41	\$0	\$56,608

### Key Terms:

- Full coverage includes workers' compensation and employers' liability coverages.
- Standard premium is equal to the manual premium multiplied by coverage and risk-quality adjustment factors.
- Contract medical refers to when an insurer contracts with a healthcare provider to treat injured workers for a predetermined fee regardless of the number of claims that actually occur.
- Policy period refers to a specified period in which a policy became effective (in this case, 1/1/2014 to 12/31/2014).
- At a first report refers to losses valued as of 18 months after the month in which a policy became effective. Therefore, losses within this report have valuation dates ranging from 6/30/2015 (for a policy with an effective date of 1/1/2014) to 6/30/2016 (for a policy with an effective date of 12/31/2014).

## FLORIDA VOLUNTARY PRIVATE PASSENGER AUTOMOBILE EXPERIENCE

ACCIDENT YEARS (AY) 2017, 2016 AND 2015\*  
PURSUANT TO SECTION 627.915, F.S.

ROW	DESCRIPTION	2017	2016	2015	TOTAL
1	CALENDAR YEAR EARNED PREMIUM	\$18,105,863,766	\$16,411,673,993	\$14,870,695,743	\$49,388,233,502
2	AY PAID LOSSES	\$8,981,763,135	\$10,303,791,251	\$9,978,615,134	\$29,264,169,519
3	AY RESERVES OUTSTANDING	\$2,757,910,614	\$1,281,139,544	\$648,600,508	\$4,687,650,667
4	ALLOCATED LOSS ADJUSTMENT EXPENSE INCURRED	\$476,537,058	\$475,143,343	\$465,342,196	\$1,417,022,597
5	UNALLOCATED LOSS ADJUSTMENT EXPENSE INCURRED	\$1,540,296,318	\$1,489,698,507	\$1,405,914,700	\$4,435,909,526
6	AY INCURRED LOSS AND LOSS ADJUSTMENT EXPENSE	\$13,756,507,126	\$13,549,772,645	\$12,498,472,538	\$39,804,752,308
7	DEVELOPED LOSS AND LOSS ADJUSTMENT EXPENSE INCURRED	\$14,633,780,409	\$13,974,734,788	\$12,713,760,227	\$41,322,275,423
8	POLICYHOLDER DIVIDENDS	\$8,963,175	\$6,276,179	\$11,947,323	\$27,186,677
9	ALL OTHER EXPENSES	\$3,462,021,282	\$3,252,422,825	\$3,068,784,776	\$9,783,228,883
10	UNDERWRITING GAIN (OR LOSS)	\$1,098,901	\$(821,759,799)	\$(923,796,583)	\$(1,744,457,481)

\*All values are as of March 31, 2018. Rows 1 and 7-9 are used to compute row 10.

SOURCE: IRFS-PPAX, February 25, 2019

**CONSUMER COMPLAINT INDICES, BY PRODUCT TYPE\***  
 CALENDAR YEAR 2017  
 PURSUANT TO SECTION 624.313(1)(i), F.S.; RULE 690-142.002, F.A.C.

COMPANY INFORMATION		CONFIRMED COMPLAINTS		PREMIUMS		COMPLAINT INDEX	
NAME	NAIC CODE	(#)	SHARE OF PRODUCT TYPE (%)	(\$)	SHARE OF PRODUCT TYPE (%)	(#)	DEVIATION FROM PRODUCT TYPE (%)
<b>COMMERCIAL AUTO / CONFIRMED COMPLAINTS=64 / PREMIUMS=\$2,598,389,234 / COMPLAINT INDEX=1.00</b>							
<b>ALL COMPANIES WITH ZERO COMPLAINTS</b>	.	<b>0</b>	<b>0.0</b>	<b>1,539,284,315</b>	<b>59.2</b>	<b>0.00</b>	<b>-100.0</b>
PROGRESSIVE EXPRESS INS CO	10193	10	15.6	395,326,550	15.2	1.03	2.7
AUTO OWNERS INS CO	18988	1	1.6	89,655,202	3.5	0.45	-54.7
ZURICH AMER INS CO	16535	4	6.3	54,446,580	2.1	2.98	198.3
ALLSTATE INS CO	19232	3	4.7	53,396,804	2.1	2.28	128.1
GRANADA INS CO	16870	8	12.5	46,671,105	1.8	6.96	595.9
ASCENDANT COMMERCIAL INS INC	13683	3	4.7	39,675,225	1.5	3.07	207.0
STATE FARM MUT AUTO INS CO	25178	3	4.7	34,611,134	1.3	3.52	251.9
AMERISURE INS CO	19488	1	1.6	33,186,026	1.3	1.22	22.3
NATIONAL SPECIALTY INS CO	22608	1	1.6	31,115,282	1.2	1.30	30.5
MAPFRE INS CO OF FL	34932	1	1.6	29,690,562	1.1	1.37	36.7
JAMES RIVER INS CO	12203	1	1.6	29,332,474	1.1	1.38	38.4
ACE AMER INS CO	22667	1	1.6	28,141,170	1.1	1.44	44.3
NATIONAL LIAB & FIRE INS CO	20052	3	4.7	23,194,418	0.9	5.25	425.1
OAK RIVER INS CO	34630	3	4.7	19,935,567	0.8	6.11	511.0
NATIONAL CAS CO	11991	1	1.6	19,628,854	0.8	2.07	106.8
MERCURY IND CO OF AMER	11201	1	1.6	16,293,275	0.6	2.49	149.2
CANAL INS CO	10464	1	1.6	14,937,940	0.6	2.72	171.8
PROTECTIVE INS CO	12416	1	1.6	13,035,903	0.5	3.11	211.4
ARCH INS CO	11150	1	1.6	12,816,817	0.5	3.17	216.8
PLAZA INS CO	30945	1	1.6	12,666,842	0.5	3.21	220.5
INTEGON NATL INS CO	29742	1	1.6	12,140,570	0.5	3.34	234.4
NATIONAL TRUST INS CO	20141	1	1.6	12,006,897	0.5	3.38	238.1
AMERISURE MUT INS CO	23396	1	1.6	11,258,437	0.4	3.61	260.6
GREAT WEST CAS CO	11371	1	1.6	10,191,435	0.4	3.98	298.4
VANLINER INS CO	21172	1	1.6	5,796,880	0.2	7.00	600.4
AMERICAN AUTOMOBILE INS CO	21849	1	1.6	4,444,764	0.2	9.13	813.4
INSURANCE CO OF THE STATE OF PA	19429	1	1.6	3,153,544	0.1	12.87	1,187.4
BURLINGTON INS CO	23620	1	1.6	2,319,274	0.1	17.51	1,650.5
KNIGHTBROOK INS CO	13722	1	1.6	35,388	0.0	1,147.28	114,627.7
ALLSTATE FIRE & CAS INS CO	29688	1	1.6	0	0.0	.	.
GEICO GEN INS CO	35882	1	1.6	0	0.0	.	.
MAIN STREET AMER PROTECTION INS CO	13026	1	1.6	0	0.0	.	.
PROGRESSIVE AMER INS CO	24252	1	1.6	0	0.0	.	.
REPWEST INS CO	31089	1	1.6	0	0.0	.	.
UNDERWRITERS AT LLOYDS LONDON	15642	1	1.6	0	0.0	.	.
<b>COMMERCIAL LIABILITY / CONFIRMED COMPLAINTS=27 / PREMIUMS=\$6,690,300,815 / COMPLAINT INDEX=1.00</b>							
<b>ALL COMPANIES WITH ZERO COMPLAINTS</b>	.	<b>0</b>	<b>0.0</b>	<b>6,165,066,473</b>	<b>92.1</b>	<b>0.00</b>	<b>-100.0</b>
DOCTORS CO AN INTERINS EXCH	34495	1	3.7	117,448,959	1.8	2.11	111.0
WESTFIELD INS CO	24112	2	7.4	52,321,467	0.8	9.47	847.2
OHIO SECURITY INS CO	24082	2	7.4	37,408,241	0.6	13.25	1,224.8
WESTERN WORLD INS CO	13196	1	3.7	35,030,377	0.5	7.07	607.4
LIBERTY MUT FIRE INS CO	23035	1	3.7	32,406,011	0.5	7.65	664.6
LEXINGTON INS CO	19437	1	3.7	31,993,584	0.5	7.74	674.5
AMERISURE MUT INS CO	23396	1	3.7	31,344,373	0.5	7.91	690.5
VIRGINIA SURETY CO INC	40827	1	3.7	29,340,155	0.4	8.45	744.5
OLD DOMINION INS CO	40231	1	3.7	25,451,834	0.4	9.74	873.6
GRANADA INS CO	16870	1	3.7	19,314,591	0.3	12.83	1,182.9
WESTCHESTER FIRE INS CO	10030	1	3.7	17,573,644	0.3	14.10	1,310.0
MT HAWLEY INS CO	37974	1	3.7	15,617,645	0.2	15.87	1,486.6
STARR IND & LIAB CO	38318	1	3.7	14,987,152	0.2	16.53	1,553.3
WESTCHESTER SURPLUS LINES INS CO	10172	1	3.7	14,281,793	0.2	17.35	1,635.0
ROCKHILL INS CO	28053	1	3.7	14,145,892	0.2	17.52	1,651.7
AMGUARD INS CO	42390	1	3.7	9,875,178	0.1	25.09	2,409.2
MESA UNDERWRITERS SPECIALTY INS CO	36838	1	3.7	8,636,698	0.1	28.69	2,769.0
FRANK WINSTON CRUM INS CO	11600	1	3.7	5,871,878	0.1	42.20	4,119.9
GRANITE STATE INS CO	23809	1	3.7	4,970,717	0.1	49.85	4,885.0
MAPFRE INS CO OF FL	34932	1	3.7	3,941,287	0.1	62.87	6,187.0

\*ORDERED BY PREMIUMS (DESCENDING) AND COMPANY NAME  
 SOURCE: NAIC, 02/19/2019

**CONSUMER COMPLAINT INDICES, BY PRODUCT TYPE\***  
 CALENDAR YEAR 2017  
 PURSUANT TO SECTION 624.313(1)(i), F.S.; RULE 690-142.002, F.A.C.

COMPANY INFORMATION		CONFIRMED COMPLAINTS		PREMIUMS		COMPLAINT INDEX	
NAME	NAIC CODE	(#)	SHARE OF PRODUCT TYPE (%)	(\$)	SHARE OF PRODUCT TYPE (%)	(#)	DEVIATION FROM PRODUCT TYPE (%)
<b>COMMERCIAL LIABILITY / CONFIRMED COMPLAINTS=27 / PREMIUMS=\$6,690,300,815 / COMPLAINT INDEX=1.00</b>							
AMERICAN FIRE & CAS CO	24066	1	3.7	1,416,272	0.0	174.96	17,395.9
BRIERFIELD INS CO	10993	1	3.7	1,147,663	0.0	215.91	21,490.7
JEWELERS MUT INS CO	14354	1	3.7	708,931	0.0	349.52	34,852.5
REPWEST INS CO	31089	1	3.7	0	0.0	.	.
UNDERWRITERS AT LLOYDS LONDON	15642	1	3.7	0	0.0	.	.
<b>COMMERCIAL PROPERTY / CONFIRMED COMPLAINTS=22 / PREMIUMS=\$3,142,066,254 / COMPLAINT INDEX=1.00</b>							
<b>ALL COMPANIES WITH ZERO COMPLAINTS</b>		<b>0</b>	<b>0.0</b>	<b>2,672,075,790</b>	<b>85.0</b>	<b>0.00</b>	<b>-100.0</b>
AMERICAN COASTAL INS CO	12968	2	9.1	234,516,254	7.5	1.22	21.8
GEICO MARINE INS CO	37923	1	4.5	73,770,781	2.3	1.94	93.6
STATE FARM FL INS CO	10739	2	9.1	51,697,506	1.6	5.53	452.5
AGCS MARINE INS CO	22837	1	4.5	27,770,440	0.9	5.14	414.3
HARTFORD FIRE INS CO	19682	1	4.5	26,680,524	0.8	5.35	435.3
WESTFIELD INS CO	24112	1	4.5	18,075,774	0.6	7.90	690.1
STATE NATL INS CO INC	12831	1	4.5	14,913,474	0.5	9.58	857.7
SENTINEL INS CO LTD	11000	1	4.5	5,504,717	0.2	25.95	2,494.5
HARCO NATL INS CO	26433	1	4.5	4,753,226	0.2	30.05	2,904.7
AMERICAN CAS CO OF READING PA	20427	1	4.5	3,775,017	0.1	37.83	3,683.3
ARCH INS CO	11150	1	4.5	2,875,862	0.1	49.66	4,866.2
GRANADA INS CO	16870	1	4.5	2,174,467	0.1	65.68	6,468.1
CONIFER INS CO	29734	1	4.5	1,760,833	0.1	81.11	8,011.0
FOREMOST PROP & CAS INS CO	11800	1	4.5	1,495,086	0.0	95.53	9,452.7
MID CONTINENT CAS CO	23418	1	4.5	219,212	0.0	651.52	65,052.1
UNIVERSAL UNDERWRITERS INS CO	41181	1	4.5	7,291	0.0	19,588.70	1,958,769.7
CITIZENS PROP INS CORP	10064	1	4.5	0	0.0	.	.
STATE FARM FIRE & CAS CO	25143	1	4.5	0	0.0	.	.
UNDERWRITERS AT LLOYDS LONDON	15642	2	9.1	0	0.0	.	.
<b>CREDIT / CONFIRMED COMPLAINTS=2 / PREMIUMS=\$149,190,953 / COMPLAINT INDEX=1.00</b>							
<b>ALL COMPANIES WITH ZERO COMPLAINTS</b>		<b>0</b>	<b>0.0</b>	<b>135,286,572</b>	<b>90.7</b>	<b>0.00</b>	<b>-100.0</b>
CMFG LIFE INS CO	62626	1	50.0	13,904,381	9.3	5.36	436.5
FEDERAL INS CO	20281	1	50.0	0	0.0	.	.
<b>FIDELITY AND SURETY / CONFIRMED COMPLAINTS=2 / PREMIUMS=\$427,065,252 / COMPLAINT INDEX=1.00</b>							
<b>ALL COMPANIES WITH ZERO COMPLAINTS</b>		<b>0</b>	<b>0.0</b>	<b>414,621,560</b>	<b>97.1</b>	<b>0.00</b>	<b>-100.0</b>
GREAT AMER INS CO	16691	1	50.0	11,131,289	2.6	19.18	1,818.3
AUTO OWNERS INS CO	18988	1	50.0	1,312,403	0.3	162.70	16,170.4
<b>GROUP ACCIDENT AND HEALTH / CONFIRMED COMPLAINTS=276 / PREMIUMS=\$19,739,068,297 / COMPLAINT INDEX=1.00</b>							
<b>ALL COMPANIES WITH ZERO COMPLAINTS</b>		<b>0</b>	<b>0.0</b>	<b>4,555,727,621</b>	<b>23.1</b>	<b>0.00</b>	<b>-100.0</b>
UNITEDHEALTHCARE INS CO	79413	45	16.3	3,115,829,337	15.8	1.03	3.3
BCBS OF FL	98167	71	25.7	3,090,325,710	15.7	1.64	64.3
HEALTH OPTIONS INC	95089	20	7.2	1,120,315,716	5.7	1.28	27.7
CIGNA HLTH & LIFE INS CO	67369	7	2.5	1,084,266,215	5.5	0.46	-53.8
AETNA HLTH INC FL CORP	95088	14	5.1	937,435,680	4.7	1.07	6.8
AETNA LIFE INS CO	60054	16	5.8	857,953,615	4.3	1.33	33.4
HUMANA MEDICAL PLAN INC	95270	10	3.6	652,935,595	3.3	1.10	9.5
NEIGHBORHOOD HLTH PARTNERSHIP INC	95123	10	3.6	626,797,043	3.2	1.14	14.1
UNITED HLTHCARE OF FL INC	95264	14	5.1	576,855,373	2.9	1.74	73.6
CAPITAL HLTH PLAN INC	95112	2	0.7	568,585,238	2.9	0.25	-74.8
AVMED INC	95263	5	1.8	435,540,201	2.2	0.82	-17.9
METROPOLITAN LIFE INS CO	65978	7	2.5	368,932,431	1.9	1.36	35.7
HUMANA INS CO	73288	1	0.4	357,441,504	1.8	0.20	-80.0
DELTA DENTAL INS CO	81396	2	0.7	263,828,967	1.3	0.54	-45.8
GOLDEN RULE INS CO	62286	1	0.4	215,624,733	1.1	0.33	-66.8
FLORIDA HLTH CARE PLAN INC	13567	1	0.4	189,713,981	1.0	0.38	-62.3
US BR SUN LIFE ASSUR CO OF CANADA	80802	3	1.1	112,879,038	0.6	1.90	90.1
PRINCIPAL LIFE INS CO	61271	1	0.4	69,203,945	0.4	1.03	3.3
RELIANCE STANDARD LIFE INS CO	68381	1	0.4	65,430,656	0.3	1.09	9.3
AMERICAN HERITAGE LIFE INS CO	60534	1	0.4	63,779,961	0.3	1.12	12.1
FREEDOM LIFE INS CO OF AMER	62324	2	0.7	60,039,925	0.3	2.38	138.2
COMPBENEFITS INS CO	60984	1	0.4	53,080,005	0.3	1.35	34.7
LIBERTY LIFE ASSUR CO OF BOSTON	65315	1	0.4	45,030,330	0.2	1.59	58.8

\*ORDERED BY PREMIUMS (DESCENDING) AND COMPANY NAME  
 SOURCE: NAIC, 02/19/2019

**CONSUMER COMPLAINT INDICES, BY PRODUCT TYPE\***

CALENDAR YEAR 2017

PURSUANT TO SECTION 624.313(1)(i), F.S.; RULE 690-142.002, F.A.C.

COMPANY INFORMATION		CONFIRMED COMPLAINTS		PREMIUMS		COMPLAINT INDEX	
NAME	NAIC CODE	(#)	SHARE OF PRODUCT TYPE (%)	(\$)	SHARE OF PRODUCT TYPE (%)	(#)	DEVIATION FROM PRODUCT TYPE (%)
UNION SECURITY INS CO	70408	1	0.4	44,360,742	0.2	1.61	61.2
HUMANA HLTH INS CO OF FL INC	69671	1	0.4	38,500,394	0.2	1.86	85.8

\*ORDERED BY PREMIUMS (DESCENDING) AND COMPANY NAME  
SOURCE: NAIC, 02/19/2019

**CONSUMER COMPLAINT INDICES, BY PRODUCT TYPE\***  
 CALENDAR YEAR 2017  
 PURSUANT TO SECTION 624.313(1)(i), F.S.; RULE 690-142.002, F.A.C.

COMPANY INFORMATION		CONFIRMED COMPLAINTS		PREMIUMS		COMPLAINT INDEX		
NAME	NAIC CODE	(#)	SHARE OF PRODUCT TYPE (%)	(\$)	SHARE OF PRODUCT TYPE (%)	(#)	DEVIATION FROM PRODUCT TYPE (%)	
<b>GROUP ACCIDENT AND HEALTH / CONFIRMED COMPLAINTS=276 / PREMIUMS=\$19,739,068,297 / COMPLAINT INDEX=1.00</b>								
AMERICAN PUBLIC LIFE INS CO	60801	1	0.4	31,633,934	0.2	2.26	126.1	
INTEGON IND CORP	22772	2	0.7	26,090,027	0.1	5.48	448.2	
AMERITAS LIFE INS CORP	61301	1	0.4	23,684,611	0.1	3.02	202.0	
COVENTRY HLTH CARE OF FL INC	95114	2	0.7	19,230,102	0.1	7.44	643.8	
UNITED CONCORDIA INS CO	85766	1	0.4	13,809,876	0.1	5.18	417.9	
AMERICAN FIDELITY ASSUR CO	60410	1	0.4	9,862,564	0.0	7.25	625.1	
COMPANION LIFE INS CO	77828	1	0.4	9,534,981	0.0	7.50	650.1	
CONTINENTAL CAS CO	20443	3	1.1	7,567,845	0.0	28.35	2,735.1	
NEW YORK LIFE INS CO	66915	1	0.4	7,283,454	0.0	9.82	881.9	
SOLSTICE BENEFITS INC	12341	3	1.1	5,267,541	0.0	40.73	3,973.2	
CELTIC INS CO	80799	3	1.1	4,382,990	0.0	48.95	4,795.2	
FEDERAL INS CO	20281	1	0.4	4,016,283	0.0	17.81	1,680.7	
UNIFIED LIFE INS CO	11121	4	1.4	2,425,845	0.0	117.93	11,692.7	
TIME INS CO II	69477	1	0.4	1,334,509	0.0	53.59	5,259.2	
AXIS INS CO	37273	5	1.8	981,615	0.0	364.29	36,328.9	
CONNECTICUT GEN LIFE INS CO	62308	1	0.4	813,665	0.0	87.90	8,689.7	
DEARBORN NATL LIFE INS CO	71129	1	0.4	601,084	0.0	118.98	11,798.2	
HUMANADENTAL INS CO	70580	2	0.7	131,590	0.0	1,086.99	108,598.8	
COLONIAL PENN LIFE INS CO	62065	1	0.4	1,825	0.0	39,188.14	3,918,714.4	
AVMED HEALTH INS CO	82516	2	0.7	0	0.0	.	.	
OXFORD HLTH INS INC	78026	1	0.4	0	0.0	.	.	
<b>GROUP ANNUITY / CONFIRMED COMPLAINTS=4 / PREMIUMS=\$3,839,863,074 / COMPLAINT INDEX=1.00</b>								
<b>ALL COMPANIES WITH ZERO COMPLAINTS</b>		<b>.</b>	<b>0</b>	<b>0.0</b>	<b>3,105,663,315</b>	<b>80.9</b>	<b>0.00</b>	<b>-100.0</b>
PRINCIPAL LIFE INS CO	61271	1	25.0	347,399,937	9.0	2.76	176.3	
METROPOLITAN LIFE INS CO	65978	1	25.0	343,611,998	8.9	2.79	179.4	
PACIFIC LIFE INS CO	67466	1	25.0	29,502,000	0.8	32.54	3,153.9	
RELIASTAR LIFE INS CO	67105	1	25.0	13,685,824	0.4	70.14	6,914.3	
<b>GROUP LIFE / CONFIRMED COMPLAINTS=15 / PREMIUMS=\$1,997,828,044 / COMPLAINT INDEX=1.00</b>								
<b>ALL COMPANIES WITH ZERO COMPLAINTS</b>		<b>.</b>	<b>0</b>	<b>0.0</b>	<b>1,374,366,855</b>	<b>68.8</b>	<b>0.00</b>	<b>-100.0</b>
METROPOLITAN LIFE INS CO	65978	1	6.7	252,401,628	12.6	0.53	-47.2	
PRUDENTIAL INS CO OF AMER	68241	1	6.7	172,298,364	8.6	0.77	-22.7	
NEW YORK LIFE INS CO	66915	3	20.0	121,390,924	6.1	3.29	229.2	
HARTFORD LIFE & ACCIDENT INS CO	70815	1	6.7	49,019,435	2.5	2.72	171.7	
FLORIDA COMBINED LIFE INS CO INC	76031	1	6.7	18,488,687	0.9	7.20	620.4	
LIBERTY NATL LIFE INS CO	65331	1	6.7	5,539,164	0.3	24.04	2,304.5	
AMERICAN GEN LIFE INS CO	60488	1	6.7	2,832,827	0.1	47.02	4,601.6	
TRANSAMERICA PREMIER LIFE INS CO	66281	1	6.7	1,411,543	0.1	94.36	9,335.7	
PROVIDENT LIFE & ACCIDENT INS CO	68195	1	6.7	67,138	0.0	1,983.80	198,280.3	
WASHINGTON NATL INS CO	70319	3	20.0	11,479	0.0	34,808.40	3,480,739.9	
BRIGHTHOUSE LIFE INS CO	87726	1	6.7	0	0.0	.	.	
<b>HOMEOWNER / CONFIRMED COMPLAINTS=3,165 / PREMIUMS=\$9,174,761,301 / COMPLAINT INDEX=1.00</b>								
UNIVERSAL PROP & CAS INS	10861	485	15.3	845,973,033	9.2	1.66	66.2	
STATE FARM FL INS CO	10739	88	2.8	607,895,716	6.6	0.42	-58.0	
CITIZENS PROP INS CORP	10064	276	8.7	460,900,822	5.0	1.74	73.6	
FEDNAT INS CO	10790	147	4.6	425,818,414	4.6	1.00	0.1	
HERITAGE PROP & CAS INS CO	14407	160	5.1	393,853,347	4.3	1.18	17.8	
<b>ALL COMPANIES WITH ZERO COMPLAINTS</b>		<b>.</b>	<b>0</b>	<b>0.0</b>	<b>380,534,949</b>	<b>4.1</b>	<b>0.00</b>	<b>-100.0</b>
SECURITY FIRST INS CO	10117	306	9.7	323,234,125	3.5	2.74	174.4	
HOMEOWNERS CHOICE PROP & CAS INS C	12944	66	2.1	303,028,185	3.3	0.63	-36.9	
FIRST PROTECTIVE INS CO	10897	61	1.9	285,158,875	3.1	0.62	-38.0	
UNITED PROP & CAS INS CO	10969	85	2.7	258,330,968	2.8	0.95	-4.6	
UNITED SERV AUTOMOBILE ASSN	25941	3	0.1	244,378,381	2.7	0.04	-96.4	
FLORIDA PENINSULA INS CO	10132	99	3.1	240,301,907	2.6	1.19	19.4	
ST JOHNS INS CO INC	11844	83	2.6	237,168,165	2.6	1.01	1.4	
TOWER HILL PRIME INS CO	11027	53	1.7	220,141,085	2.4	0.70	-30.2	
PEOPLES TRUST INS CO	13125	86	2.7	212,163,716	2.3	1.18	17.5	
AMERICAN INTEGRITY INS CO OF FL	12841	181	5.7	211,955,757	2.3	2.48	147.5	
FEDERAL INS CO	20281	1	0.0	203,014,893	2.2	0.01	-98.6	
AIG PROP CAS CO	19402	2	0.1	164,520,758	1.8	0.04	-96.5	
ASI PREFERRED INS CORP	13142	25	0.8	141,546,897	1.5	0.51	-48.8	

\*ORDERED BY PREMIUMS (DESCENDING) AND COMPANY NAME  
 SOURCE: NAIC, 02/19/2019

**CONSUMER COMPLAINT INDICES, BY PRODUCT TYPE\***  
**CALENDAR YEAR 2017**  
**PURSUANT TO SECTION 624.313(1)(i), F.S.; RULE 690-142.002, F.A.C.**

COMPANY INFORMATION		CONFIRMED COMPLAINTS		PREMIUMS		COMPLAINT INDEX	
NAME	NAIC CODE	(#)	SHARE OF PRODUCT TYPE (%)	(\$)	SHARE OF PRODUCT TYPE (%)	(#)	DEVIATION FROM PRODUCT TYPE (%)
<b>HOMEOWNER / CONFIRMED COMPLAINTS=3,165 / PREMIUMS=\$9,174,761,301 / COMPLAINT INDEX=1.00</b>							
USAA CAS INS CO	25968	11	0.3	124,496,900	1.4	0.26	-74.4
OLYMPUS INS CO	12954	34	1.1	121,509,770	1.3	0.81	-18.9
TOWER HILL SIGNATURE INS CO	12538	35	1.1	108,065,558	1.2	0.94	-6.1
TOWER HILL PREFERRED INS CO	29050	34	1.1	104,239,434	1.1	0.95	-5.4
AUTO CLUB INS CO OF FL	12813	16	0.5	102,330,015	1.1	0.45	-54.7
LEXINGTON INS CO	19437	5	0.2	100,230,040	1.1	0.14	-85.5
CASTLE KEY INS CO	30511	40	1.3	96,250,259	1.0	1.20	20.5
TOWER HILL SELECT INS CO	12011	28	0.9	96,192,248	1.0	0.84	-15.6
GULFSTREAM PROP & CAS INS CO	12237	18	0.6	90,803,033	1.0	0.57	-42.5
FLORIDA FAMILY INS CO	10688	24	0.8	86,884,036	0.9	0.80	-19.9
SAFEPOINT INS CO	15341	36	1.1	82,612,274	0.9	1.26	26.3
AVATAR PROP & CAS INS CO	13139	20	0.6	76,651,195	0.8	0.76	-24.4
SOUTHERN FIDELITY PROP & CAS INC	14166	43	1.4	75,929,316	0.8	1.64	64.2
FLORIDA SPECIALTY INS CO	17248	11	0.3	75,873,274	0.8	0.42	-58.0
SOUTHERN OAK INS CO	12247	23	0.7	75,594,889	0.8	0.88	-11.8
PROGRESSIVE PROP INS CO	13038	17	0.5	71,690,502	0.8	0.69	-31.3
OMEGA INS CO	38644	14	0.4	71,545,817	0.8	0.57	-43.3
UNIVERSAL INS CO OF NA	11986	36	1.1	70,105,532	0.8	1.49	48.9
EDISON INS CO	12482	25	0.8	68,127,267	0.7	1.06	6.4
GEOVERA SPECIALTY INS CO	10182	2	0.1	67,514,454	0.7	0.09	-91.4
CASTLE KEY IND CO	10835	17	0.5	67,351,479	0.7	0.73	-26.8
AMERICAN STRATEGIC INS CORP	10872	30	0.9	66,571,020	0.7	1.31	30.6
SAFE HARBOR INS CO	12563	22	0.7	62,470,941	0.7	1.02	2.1
FLORIDA FARM BUREAU CAS INS CO	31216	3	0.1	62,402,447	0.7	0.14	-86.1
SOUTHERN FIDELITY INS CO INC	10136	47	1.5	59,628,431	0.6	2.28	128.5
ANCHOR PROP & CAS INS CO	15617	31	1.0	53,688,103	0.6	1.67	67.4
AMERICAN TRADITIONS INS CO	12359	37	1.2	53,654,276	0.6	2.00	99.9
PREPARED INS CO	13687	13	0.4	51,529,895	0.6	0.73	-26.9
CYPRESS PROP & CAS INS CO	10953	8	0.3	51,356,352	0.6	0.45	-54.8
LIBERTY MUT FIRE INS CO	23035	8	0.3	50,961,192	0.6	0.46	-54.5
FLORIDA FARM BUR GEN INS CO	21817	6	0.2	49,664,510	0.5	0.35	-65.0
FOREMOST INS CO GRAND RAPIDS MI	11185	10	0.3	48,348,773	0.5	0.60	-40.0
MODERN USA INS CO	12957	22	0.7	45,571,608	0.5	1.40	39.9
AMERICAN BANKERS INS CO OF FL	10111	10	0.3	45,252,205	0.5	0.64	-35.9
AMICA MUT INS CO	19976	2	0.1	44,671,387	0.5	0.13	-87.0
NATIONWIDE INS CO OF FL	10948	9	0.3	42,164,608	0.5	0.62	-38.1
HARTFORD INS CO OF THE MIDWEST	37478	9	0.3	36,010,770	0.4	0.72	-27.6
ASI ASSUR CORP	12196	15	0.5	35,122,825	0.4	1.24	23.8
CAPITOL PREFERRED INS CO	10908	27	0.9	35,071,535	0.4	2.23	123.2
FIRST COMMUNITY INS CO	13990	9	0.3	34,389,850	0.4	0.76	-24.1
FIRST LIBERTY INS CORP	33588	9	0.3	25,057,464	0.3	1.04	4.1
CENTAURI SPECIALTY INS CO	12573	2	0.1	24,632,896	0.3	0.24	-76.5
NATIONAL SPECIALTY INS CO	22608	2	0.1	23,943,944	0.3	0.24	-75.8
FIRST FLORIDIAN AUTO & HOME INS CO	10647	6	0.2	19,707,896	0.2	0.88	-11.7
NATIONAL FIRE & MARINE INS CO	20079	1	0.0	18,499,333	0.2	0.16	-84.3
FOREMOST PROP & CAS INS CO	11800	1	0.0	17,204,885	0.2	0.17	-83.2
USAA GEN IND CO	18600	5	0.2	17,039,937	0.2	0.85	-14.9
METROPOLITAN CAS INS CO	40169	3	0.1	14,455,458	0.2	0.60	-39.8
MONARCH NATL INS CO	15715	2	0.1	14,129,103	0.2	0.41	-59.0
STILLWATER PROP & CAS INS CO	16578	2	0.1	10,851,936	0.1	0.53	-46.6
HOMESITE INS CO	17221	1	0.0	10,726,391	0.1	0.27	-73.0
SCOTTSDALE INS CO	41297	5	0.2	10,412,546	0.1	1.39	39.2
SOUTHERN OWNERS INS CO	10190	2	0.1	7,498,016	0.1	0.77	-22.7
WHITE PINE INS CO	11932	2	0.1	6,799,713	0.1	0.85	-14.7
AMERICAN SOUTHERN HOME INS CO	41998	3	0.1	6,686,726	0.1	1.30	30.1
SAWGRASS MUTUAL INS CO	13619	10	0.3	4,735,399	0.1	6.12	512.2
ELECTRIC INS CO	21261	1	0.0	4,155,856	0.0	0.70	-30.2

\*ORDERED BY PREMIUMS (DESCENDING) AND COMPANY NAME  
SOURCE: NAIC, 02/19/2019



**CONSUMER COMPLAINT INDICES, BY PRODUCT TYPE\***  
**CALENDAR YEAR 2017**  
**PURSUANT TO SECTION 624.313(1)(i), F.S.; RULE 690-142.002, F.A.C.**

COMPANY INFORMATION		CONFIRMED COMPLAINTS		PREMIUMS		COMPLAINT INDEX	
NAME	NAIC CODE	(#)	SHARE OF PRODUCT TYPE (%)	(\$)	SHARE OF PRODUCT TYPE (%)	(#)	DEVIATION FROM PRODUCT TYPE (%)
<b>HOMEOWNER / CONFIRMED COMPLAINTS=3,165 / PREMIUMS=\$9,174,761,301 / COMPLAINT INDEX=1.00</b>							
PRAETORIAN INS CO	37257	10	0.3	3,727,032	0.0	7.78	677.8
AIG SPECIALTY INS CO	26883	2	0.1	2,719,686	0.0	2.13	113.2
IDS PROP CAS INS CO	29068	1	0.0	2,632,425	0.0	1.10	10.1
ASI HOME INS CORP	11072	5	0.2	2,042,993	0.0	7.09	609.5
ROCKHILL INS CO	28053	1	0.0	1,600,115	0.0	1.81	81.2
CANOPIUS US INS	12961	1	0.0	1,540,718	0.0	1.88	88.1
ASPEN SPECIALTY INS CO	10717	1	0.0	701,794	0.0	4.13	313.1
STILLWATER INS CO	25180	2	0.1	253,559	0.0	22.87	2,186.5
HARTFORD CAS INS CO	29424	1	0.0	246,855	0.0	11.74	1,074.3
TEACHERS INS CO	22683	1	0.0	136,357	0.0	21.26	2,025.9
SPINNAKER INS CO	24376	1	0.0	130,043	0.0	22.29	2,129.1
AMERICAN SECURITY INS CO	42978	1	0.0	44,212	0.0	65.57	6,456.6
ALLSTATE INS CO	19232	1	0.0	0	0.0	.	.
AMERICAN COLONIAL INS CO	31151	2	0.1	0	0.0	.	.
AMERICAN MODERN HOME INS CO	23469	1	0.0	0	0.0	.	.
AMERICAN RELIABLE INS CO	19615	1	0.0	0	0.0	.	.
AUTO OWNERS INS CO	18988	1	0.0	0	0.0	.	.
ELEMENTS PROPERTY INS CO	15312	9	0.3	0	0.0	.	.
FIDELITY FIRE & CASUALTY CO	10186	2	0.1	0	0.0	.	.
FIRE INS EXCH	21660	1	0.0	0	0.0	.	.
FRONTLINE INS UNLIMITED CO	10074	2	0.1	0	0.0	.	.
HARTFORD INS CO OF THE SOUTHEAST	38261	1	0.0	0	0.0	.	.
LIBERTY MUT INS CO	23043	12	0.4	0	0.0	.	.
MOUNT BEACON INS CO	15592	9	0.3	0	0.0	.	.
PHILADELPHIA IND INS CO	18058	1	0.0	0	0.0	.	.
QBE INS CORP	39217	1	0.0	0	0.0	.	.
SCOTTSDALE IND CO	15580	1	0.0	0	0.0	.	.
STANDARD FIRE INS CO	19070	1	0.0	0	0.0	.	.
STATE FARM FIRE & CAS CO	25143	6	0.2	0	0.0	.	.
STATE FARM GEN INS CO	25151	1	0.0	0	0.0	.	.
THE TRAVELERS CAS CO	41769	1	0.0	0	0.0	.	.
TRAVELERS PROP CAS INS CO	36161	1	0.0	0	0.0	.	.
UNDERWRITERS AT LLOYDS LONDON	15642	5	0.2	0	0.0	.	.
UNITED CAS INS CO OF AMER	11142	3	0.1	0	0.0	.	.
WESTON INS CO	14930	3	0.1	0	0.0	.	.
WRIGHT NATL FLOOD INS CO	11523	1	0.0	0	0.0	.	.
<b>INDIVIDUAL ACCIDENT AND HEALTH / CONFIRMED COMPLAINTS=1,854 / PREMIUMS=\$13,418,765,593 / COMPLAINT INDEX=1.00</b>							
BCBS OF FL	98167	850	45.8	4,662,003,407	34.7	1.32	32.0
HEALTH OPTIONS INC	95089	446	24.1	2,237,058,927	16.7	1.44	44.3
MOLINA HLTHCARE OF FL INC	13128	70	3.8	1,276,581,704	9.5	0.40	-60.3
<b>ALL COMPANIES WITH ZERO COMPLAINTS</b>	.	<b>0</b>	<b>0.0</b>	<b>1,226,827,598</b>	<b>9.1</b>	<b>0.00</b>	<b>-100.0</b>
CELTIC INS CO	80799	45	2.4	719,026,337	5.4	0.45	-54.7
HUMANA INS CO	73288	7	0.4	357,441,504	2.7	0.14	-85.8
AMERICAN FAMILY LIFE ASSUR CO OF C	60380	3	0.2	323,415,980	2.4	0.07	-93.3
DELTA DENTAL INS CO	81396	10	0.5	263,828,967	2.0	0.27	-72.6
AVMED INC	95263	13	0.7	246,426,919	1.8	0.38	-61.8
FLORIDA HLTH CARE PLAN INC	13567	2	0.1	143,945,327	1.1	0.10	-89.9
GENWORTH LIFE INS CO	70025	1	0.1	133,375,475	1.0	0.05	-94.6
HEALTH FIRST COMMERCIAL PLANS INC	15882	1	0.1	121,390,026	0.9	0.06	-94.0
HUMANA MEDICAL PLAN INC	95270	48	2.6	115,145,109	0.9	3.02	201.7
CONNECTICUT GEN LIFE INS CO	62308	5	0.3	114,341,437	0.9	0.32	-68.4
JOHN HANCOCK LIFE INS CO USA	65838	3	0.2	111,773,630	0.8	0.19	-80.6
UNITED AMER INS CO	92916	4	0.2	110,886,668	0.8	0.26	-73.9
WELLCARE OF FL INC	95081	5	0.3	100,587,878	0.7	0.36	-64.0
COLONIAL LIFE & ACCIDENT INS CO	62049	1	0.1	95,224,771	0.7	0.08	-92.4
COVENTRY HLTH CARE OF FL INC	95114	18	1.0	82,877,847	0.6	1.57	57.2
COLONIAL PENN LIFE INS CO	62065	1	0.1	76,195,052	0.6	0.09	-90.5
BANKERS LIFE & CAS CO	61263	3	0.2	69,268,250	0.5	0.31	-68.7

\*ORDERED BY PREMIUMS (DESCENDING) AND COMPANY NAME  
SOURCE: NAIC, 02/19/2019

**CONSUMER COMPLAINT INDICES, BY PRODUCT TYPE\***  
**CALENDAR YEAR 2017**  
**PURSUANT TO SECTION 624.313(1)(i), F.S.; RULE 690-142.002, F.A.C.**

COMPANY INFORMATION		CONFIRMED COMPLAINTS		PREMIUMS		COMPLAINT INDEX	
NAME	NAIC CODE	(#)	SHARE OF PRODUCT TYPE (%)	(\$)	SHARE OF PRODUCT TYPE (%)	(#)	DEVIATION FROM PRODUCT TYPE (%)
<b>INDIVIDUAL ACCIDENT AND HEALTH / CONFIRMED COMPLAINTS=1,854 / PREMIUMS=\$13,418,765,593 / COMPLAINT INDEX=1.00</b>							
COMPBENEFITS CO	52015	2	0.1	68,477,139	0.5	0.21	-78.9
METROPOLITAN LIFE INS CO	65978	5	0.3	60,324,360	0.4	0.60	-40.0
CIGNA HLTH & LIFE INS CO	67369	13	0.7	55,335,734	0.4	1.70	70.0
MUTUAL OF OMAHA INS CO	71412	1	0.1	47,267,178	0.4	0.15	-84.7
FLORIDA COMBINED LIFE INS CO INC	76031	83	4.5	45,259,441	0.3	13.27	1,227.3
AMERICAN HERITAGE LIFE INS CO	60534	2	0.1	43,304,334	0.3	0.33	-66.6
NORTHWESTERN LONG TERM CARE INS CO	69000	1	0.1	38,043,166	0.3	0.19	-81.0
AETNA HLTH INC FL CORP	95088	9	0.5	36,025,390	0.3	1.81	80.8
WASHINGTON NATL INS CO	70319	1	0.1	27,821,913	0.2	0.26	-74.0
WELLCARE PRESCRIPTION INS INC	10155	1	0.1	26,670,748	0.2	0.27	-72.9
COMBINED INS CO OF AMER	62146	2	0.1	25,780,085	0.2	0.56	-43.9
TRANSAMERICA LIFE INS CO	86231	6	0.3	25,436,066	0.2	1.71	70.7
HUMANA HLTH INS CO OF FL INC	69671	6	0.3	24,428,425	0.2	1.78	77.8
CONTINENTAL CAS CO	20443	3	0.2	23,719,181	0.2	0.92	-8.5
UNITED HLTHCARE OF FL INC	95264	54	2.9	17,789,669	0.1	21.97	2,097.0
CONSTITUTION LIFE INS CO	62359	8	0.4	15,985,141	0.1	3.62	262.2
GOLDEN RULE INS CO	62286	6	0.3	14,525,604	0.1	2.99	199.0
KANAWHA INS CO	65110	6	0.3	14,222,319	0.1	3.05	205.3
JOHN HANCOCK LIFE & HLTH INS CO	93610	1	0.1	14,182,145	0.1	0.51	-49.0
LIBERTY NATL LIFE INS CO	65331	1	0.1	14,119,353	0.1	0.51	-48.7
UNITED CONCORDIA INS CO	85766	1	0.1	13,809,876	0.1	0.52	-47.6
CONTINENTAL GEN INS CO	71404	1	0.1	13,475,046	0.1	0.54	-46.3
TIME INS CO II	69477	1	0.1	12,516,499	0.1	0.58	-42.2
TRANSAMERICA PREMIER LIFE INS CO	66281	2	0.1	12,411,920	0.1	1.17	16.6
GUARDIAN LIFE INS CO OF AMER	64246	1	0.1	12,253,060	0.1	0.59	-40.9
CHESAPEAKE LIFE INS CO	61832	3	0.2	12,252,009	0.1	1.77	77.2
AETNA LIFE INS CO	60054	3	0.2	12,060,431	0.1	1.80	80.0
PRUDENTIAL INS CO OF AMER	68241	1	0.1	11,867,024	0.1	0.61	-39.0
ALLIANZ LIFE INS CO OF N AMER	90611	2	0.1	9,955,219	0.1	1.45	45.4
UNITED WORLD LIFE INS CO	72850	1	0.1	9,326,700	0.1	0.78	-22.4
PHYSICIANS MUT INS CO	80578	2	0.1	8,798,410	0.1	1.65	64.5
SENIOR HLTH INS CO OF PA	76325	4	0.2	7,202,258	0.1	4.02	302.0
MEDICO INS CO	31119	1	0.1	6,908,003	0.1	1.05	4.8
SOLSTICE BENEFITS INC	12341	9	0.5	5,267,541	0.0	12.37	1,136.6
USABLE LIFE	94358	1	0.1	4,941,774	0.0	1.46	46.5
PROTECTIVE LIFE INS CO	68136	1	0.1	4,817,015	0.0	1.50	50.3
HCC LIFE INS CO	92711	3	0.2	4,447,233	0.0	4.88	388.2
UNITEDHEALTHCARE LIFE INS CO	97179	3	0.2	4,426,508	0.0	4.91	390.5
AXA EQUITABLE LIFE INS CO	62944	1	0.1	3,587,333	0.0	2.02	101.8
FAMILY LIFE INS CO	63053	1	0.1	3,564,293	0.0	2.03	103.1
ILLINOIS MUT LIFE INS CO	64580	1	0.1	3,320,163	0.0	2.18	118.0
AMERICAN CONTINENTAL INS CO	12321	1	0.1	2,952,095	0.0	2.45	145.2
LINCOLN NATL LIFE INS CO	65676	1	0.1	2,658,976	0.0	2.72	172.2
STATE MUT INS CO	69132	1	0.1	2,389,320	0.0	3.03	202.9
HEARTLAND NATL LIFE INS CO	66214	1	0.1	2,381,840	0.0	3.04	203.9
PYRAMID LIFE INS CO	68284	1	0.1	1,062,183	0.0	6.81	581.4
FREEDOM LIFE INS CO OF AMER	62324	3	0.2	736,408	0.0	29.49	2,848.5
COMPANION LIFE INS CO	77828	4	0.2	619,462	0.0	46.74	4,573.6
JOHN ALDEN LIFE INS CO	65080	2	0.1	513,934	0.0	28.17	2,716.6
FEDERAL INS CO	20281	2	0.1	384,489	0.0	37.65	3,664.9
STANDARD SECURITY LIFE INS CO OF N	69078	1	0.1	327,423	0.0	22.11	2,110.5
ATHENE ANN & LIFE CO	61689	1	0.1	294,986	0.0	24.54	2,353.6
MANHATTANLIFE ASSUR CO OF AMER	61883	1	0.1	278,062	0.0	26.03	2,502.9
UNIFIED LIFE INS CO	11121	2	0.1	184,771	0.0	78.34	7,734.3
LIFE INS CO OF N AMER	65498	1	0.1	173,236	0.0	41.78	4,078.0
HUMANADENTAL INS CO	70580	3	0.2	131,590	0.0	165.01	16,400.7
CONTINENTAL AMER INS CO	71730	1	0.1	53,942	0.0	134.18	13,317.6

\*ORDERED BY PREMIUMS (DESCENDING) AND COMPANY NAME  
SOURCE: NAIC, 02/19/2019

**CONSUMER COMPLAINT INDICES, BY PRODUCT TYPE\***  
**CALENDAR YEAR 2017**  
**PURSUANT TO SECTION 624.313(1)(i), F.S.; RULE 690-142.002, F.A.C.**

COMPANY INFORMATION		CONFIRMED COMPLAINTS		PREMIUMS		COMPLAINT INDEX	
NAME	NAIC CODE	(#)	SHARE OF PRODUCT TYPE (%)	(\$)	SHARE OF PRODUCT TYPE (%)	(#)	DEVIATION FROM PRODUCT TYPE (%)
<b>INDIVIDUAL ACCIDENT AND HEALTH / CONFIRMED COMPLAINTS=1,854 / PREMIUMS=\$13,418,765,593 / COMPLAINT INDEX=1.00</b>							
COVENTRY HLTH PLAN OF FL INC	95266	2	0.1	42,737	0.0	338.71	33,771.1
SUNSHINE STATE HLTH PLAN INC	13148	1	0.1	29,781	0.0	243.03	24,203.2
EVEREST REINS CO	26921	3	0.2	1,839	0.0	11,807.08	1,180,607.6
AMERICAN FIN SECURITY LIFE INS CO	69337	1	0.1	0	0.0	.	.
AVMED HEALTH INS CO	82516	2	0.1	0	0.0	.	.
CAREPLUS HLTH PLANS INC	95092	2	0.1	0	0.0	.	.
FREEDOM HLTH INC	10119	3	0.2	0	0.0	.	.
HEALTH FIRST HLTH PLANS INC	15880	2	0.1	0	0.0	.	.
HEALTH OPTIONS CONNECT INC	95014	1	0.1	0	0.0	.	.
LIBERTY DENTAL PLAN OF FL INC	13761	1	0.1	0	0.0	.	.
MAGNA INS CO	61018	1	0.1	0	0.0	.	.
NEIGHBORHOOD HLTH PARTNERSHIP INC	95123	2	0.1	0	0.0	.	.
OPTIMUM HLTHCARE INC	12259	2	0.1	0	0.0	.	.
PREFERRED CARE PARTNERS INC	11176	1	0.1	0	0.0	.	.
PREFERRED MEDICAL PLAN INC	95271	4	0.2	0	0.0	.	.
UNITEDHEALTHCARE INS CO	79413	9	0.5	0	0.0	.	.
UNUM INS CO	67601	1	0.1	0	0.0	.	.
<b>INDIVIDUAL ANNUITY / CONFIRMED COMPLAINTS=50 / PREMIUMS=\$13,277,611,872 / COMPLAINT INDEX=1.00</b>							
<b>ALL COMPANIES WITH ZERO COMPLAINTS</b>	.	<b>0</b>	<b>0.0</b>	<b>6,061,248,481</b>	<b>45.7</b>	<b>0.00</b>	<b>-100.0</b>
JACKSON NATL LIFE INS CO	65056	1	2.0	1,254,235,251	9.4	0.21	-78.8
LINCOLN NATL LIFE INS CO	65676	1	2.0	894,814,005	6.7	0.30	-70.3
NEW YORK LIFE INS & ANN CORP	91596	2	4.0	725,671,124	5.5	0.73	-26.8
AMERICAN GEN LIFE INS CO	60488	1	2.0	671,504,757	5.1	0.40	-60.5
FORETHOUGHT LIFE INS CO	91642	3	6.0	529,619,964	4.0	1.50	50.4
PRUCO LIFE INS CO	79227	1	2.0	487,077,481	3.7	0.55	-45.5
ATHENE ANN & LIFE CO	61689	4	8.0	463,924,091	3.5	2.29	129.0
BRIGHTHOUSE LIFE INS CO	87726	1	2.0	366,371,446	2.8	0.72	-27.5
AMERICAN EQUITY INVEST LIFE INS CO	92738	1	2.0	280,341,605	2.1	0.95	-5.3
SECURITY BENEFIT LIFE INS CO	68675	3	6.0	268,245,400	2.0	2.97	197.0
FIDELITY & GUAR LIFE INS CO	63274	3	6.0	201,659,395	1.5	3.95	295.1
NORTH AMER CO LIFE & HLTH INS	66974	1	2.0	194,083,789	1.5	1.37	36.8
LIFE INS CO OF THE SOUTHWEST	65528	1	2.0	127,852,931	1.0	2.08	107.7
PROTECTIVE LIFE INS CO	68136	1	2.0	124,453,868	0.9	2.13	113.4
BANKERS LIFE & CAS CO	61263	2	4.0	119,231,593	0.9	4.45	345.4
DELAWARE LIFE INS CO	79065	6	12.0	97,493,314	0.7	16.34	1,534.3
SENTINEL SECURITY LIFE INS CO	68802	2	4.0	94,671,347	0.7	5.61	461.0
MINNESOTA LIFE INS CO	66168	1	2.0	91,488,562	0.7	2.90	190.3
THRIVENT FINANCIAL FOR LUTHERANS	56014	1	2.0	79,972,721	0.6	3.32	232.1
NATIONWIDE LIFE INS CO	66869	1	2.0	41,528,697	0.3	6.39	539.4
PHL VARIABLE INS CO	93548	1	2.0	34,334,156	0.3	7.73	673.4
METROPOLITAN LIFE INS CO	65978	1	2.0	27,646,990	0.2	9.61	860.5
TALCOTT RESOLUTION LIFE & ANN INS	71153	1	2.0	16,848,246	0.1	15.76	1,476.1
SAGICOR LIFE INS CO	60445	1	2.0	11,837,929	0.1	22.43	2,143.2
PRUDENTIAL INS CO OF AMER	68241	1	2.0	6,092,752	0.0	43.58	4,258.5
COMMONWEALTH ANN & LIFE INS CO	84824	1	2.0	2,547,189	0.0	104.25	10,325.3
GLENER LIFE INS SOCIETY	56154	1	2.0	2,404,195	0.0	110.45	10,945.4
WASHINGTON NATL INS CO	70319	1	2.0	349,616	0.0	759.55	75,855.4
ATHENE ANNUITY & LIFE ASSUR CO	61492	2	4.0	60,977	0.0	8,709.91	870,891.5
ACCORDIA LIFE & ANN CO	62200	1	2.0	0	0.0	.	.
NASSAU LIFE & ANN CO	93734	1	2.0	0	0.0	.	.
NEW ERA LIFE INS CO	78743	1	2.0	0	0.0	.	.
<b>INDIVIDUAL LIFE / CONFIRMED COMPLAINTS=205 / PREMIUMS=\$7,991,229,038 / COMPLAINT INDEX=1.00</b>							
<b>ALL COMPANIES WITH ZERO COMPLAINTS</b>	.	<b>0</b>	<b>0.0</b>	<b>3,775,653,638</b>	<b>47.2</b>	<b>0.00</b>	<b>-100.0</b>
LINCOLN NATL LIFE INS CO	65676	2	1.0	407,492,591	5.1	0.19	-80.9
JOHN HANCOCK LIFE INS CO USA	65838	1	0.5	340,813,246	4.3	0.11	-88.6
TRANSAMERICA LIFE INS CO	86231	3	1.5	306,971,250	3.8	0.38	-61.9
GUARDIAN LIFE INS CO OF AMER	64246	2	1.0	257,242,752	3.2	0.30	-69.7
PACIFIC LIFE INS CO	67466	1	0.5	244,132,791	3.1	0.16	-84.0
STATE FARM LIFE INS CO	69108	1	0.5	234,732,863	2.9	0.17	-83.4

\*ORDERED BY PREMIUMS (DESCENDING) AND COMPANY NAME  
SOURCE: NAIC, 02/19/2019

**CONSUMER COMPLAINT INDICES, BY PRODUCT TYPE\***  
**CALENDAR YEAR 2017**  
**PURSUANT TO SECTION 624.313(1)(i), F.S.; RULE 690-142.002, F.A.C.**

COMPANY INFORMATION		CONFIRMED COMPLAINTS		PREMIUMS		COMPLAINT INDEX	
NAME	NAIC CODE	(#)	SHARE OF PRODUCT TYPE (%)	(\$)	SHARE OF PRODUCT TYPE (%)	(#)	DEVIATION FROM PRODUCT TYPE (%)
<b>INDIVIDUAL LIFE / CONFIRMED COMPLAINTS=205 / PREMIUMS=\$7,991,229,038 / COMPLAINT INDEX=1.00</b>							
AMERICAN GEN LIFE INS CO	60488	36	17.6	231,868,888	2.9	6.05	505.2
NEW YORK LIFE INS CO	66915	2	1.0	216,751,613	2.7	0.36	-64.0
BRIGHTHOUSE LIFE INS CO	87726	3	1.5	183,964,669	2.3	0.64	-36.4
MIDLAND NATL LIFE INS CO	66044	3	1.5	181,380,019	2.3	0.64	-35.5
PRIMERICA LIFE INS CO	65919	1	0.5	161,536,924	2.0	0.24	-75.9
METROPOLITAN LIFE INS CO	65978	3	1.5	137,664,775	1.7	0.85	-15.1
UNITED OF OMAHA LIFE INS CO	69868	4	2.0	117,988,982	1.5	1.32	32.2
TRANSAMERICA PREMIER LIFE INS CO	66281	7	3.4	91,143,034	1.1	2.99	199.4
LINCOLN BENEFIT LIFE CO	65595	1	0.5	90,569,094	1.1	0.43	-57.0
GENWORTH LIFE & ANN INS CO	65536	1	0.5	69,245,300	0.9	0.56	-43.7
RELIASTAR LIFE INS CO	67105	2	1.0	69,200,903	0.9	1.13	12.7
ALLIANZ LIFE INS CO OF N AMER	90611	2	1.0	60,411,805	0.8	1.29	29.1
TALCOTT RESOLUTION LIFE & ANN INS	71153	1	0.5	57,591,450	0.7	0.68	-32.3
JACKSON NATL LIFE INS CO	65056	6	2.9	57,093,752	0.7	4.10	309.7
PRUDENTIAL INS CO OF AMER	68241	1	0.5	53,869,888	0.7	0.72	-27.6
ACCORDIA LIFE & ANN CO	62200	9	4.4	51,836,734	0.6	6.77	576.8
INDEPENDENT ORDER OF FORESTERS US	58068	4	2.0	45,155,132	0.6	3.45	245.3
BANKERS LIFE & CAS CO	61263	7	3.4	41,612,276	0.5	6.56	555.7
LINCOLN HERITAGE LIFE INS CO	65927	2	1.0	40,617,492	0.5	1.92	91.9
LIBERTY NATL LIFE INS CO	65331	2	1.0	40,097,533	0.5	1.94	94.4
THRIVENT FINANCIAL FOR LUTHERANS	56014	1	0.5	38,058,260	0.5	1.02	2.4
KNIGHTS OF COLUMBUS	58033	2	1.0	33,047,213	0.4	2.36	135.9
WEST COAST LIFE INS CO	70335	1	0.5	31,174,034	0.4	1.25	25.0
GLOBE LIFE & ACCIDENT INS CO	91472	11	5.4	30,188,342	0.4	14.20	1,320.4
FIDELITY & GUAR LIFE INS CO	63274	1	0.5	25,792,851	0.3	1.51	51.1
UNITED INS CO OF AMER	69930	7	3.4	20,865,567	0.3	13.08	1,207.8
AMERICO FIN LIFE & ANN INS CO	61999	2	1.0	20,298,242	0.3	3.84	284.1
NATIONAL GUARDIAN LIFE INS CO	66583	1	0.5	20,136,486	0.3	1.94	93.6
NATIONAL WESTERN LIFE INS CO	66850	1	0.5	15,132,900	0.2	2.58	157.6
SECURITY MUT LIFE INS CO OF NY	68772	1	0.5	14,947,726	0.2	2.61	160.8
AMERICAN FAMILY LIFE ASSUR CO OF C	60380	1	0.5	14,928,094	0.2	2.61	161.1
AMERICAN HERITAGE LIFE INS CO	60534	1	0.5	14,297,763	0.2	2.73	172.6
COLUMBIAN LIFE INS CO	76023	2	1.0	14,043,193	0.2	5.55	455.2
COLONIAL PENN LIFE INS CO	62065	3	1.5	13,835,237	0.2	8.45	745.3
WILCO LIFE INS CO	65900	15	7.3	12,194,005	0.2	47.95	4,695.2
UNITED STATES LIFE INS CO IN THE C	70106	1	0.5	9,783,459	0.1	3.98	298.4
AMERICAN AMICABLE LIFE INS CO OF T	68594	1	0.5	8,623,968	0.1	4.52	352.0
WESTERN & SOUTHERN LIFE INS CO	70483	1	0.5	8,047,800	0.1	4.84	384.4
FIDELITY LIFE ASSN A LEGAL RESERVE	63290	1	0.5	7,452,628	0.1	5.23	423.1
ROYAL NEIGHBORS OF AMER	57657	1	0.5	7,100,838	0.1	5.49	449.0
UNITED HOME LIFE INS CO	69922	1	0.5	5,466,426	0.1	7.13	613.1
PIONEER SECURITY LIFE INS CO	67946	1	0.5	5,336,487	0.1	7.30	630.5
ATHENE ANN & LIFE CO	61689	9	4.4	5,312,380	0.1	66.04	6,504.1
SAGICOR LIFE INS CO	60445	1	0.5	5,036,145	0.1	7.74	674.0
PAN AMER ASSUR CO	93459	1	0.5	4,176,401	0.1	9.33	833.4
WASHINGTON NATL INS CO	70319	2	1.0	3,786,936	0.0	20.59	1,958.7
AMERICAN CONTINENTAL INS CO	12321	1	0.5	3,539,581	0.0	11.01	1,001.3
COMMONWEALTH ANN & LIFE INS CO	84824	1	0.5	3,269,068	0.0	11.92	1,092.4
5 STAR LIFE INS CO	77879	1	0.5	3,216,890	0.0	12.12	1,111.8
GREAT AMER LIFE INS CO	63312	1	0.5	3,024,628	0.0	12.89	1,188.8
TIME INS CO II	69477	1	0.5	2,815,517	0.0	13.85	1,284.5
UNION SECURITY INS CO	70408	1	0.5	2,416,830	0.0	16.13	1,512.9
OCCIDENTAL LIFE INS CO OF NC	67148	1	0.5	2,151,043	0.0	18.12	1,712.2
SENTINEL SECURITY LIFE INS CO	68802	1	0.5	1,760,927	0.0	22.14	2,113.7
HARTFORD LIFE & ACCIDENT INS CO	70815	1	0.5	1,757,581	0.0	22.18	2,117.9
UNITED AMER INS CO	92916	1	0.5	1,755,603	0.0	22.20	2,120.4
CHESAPEAKE LIFE INS CO	61832	3	1.5	1,592,332	0.0	73.44	7,244.2

\*ORDERED BY PREMIUMS (DESCENDING) AND COMPANY NAME  
SOURCE: NAIC, 02/19/2019

**CONSUMER COMPLAINT INDICES, BY PRODUCT TYPE\***  
 CALENDAR YEAR 2017  
 PURSUANT TO SECTION 624.313(1)(i), F.S.; RULE 690-142.002, F.A.C.

COMPANY INFORMATION		CONFIRMED COMPLAINTS		PREMIUMS		COMPLAINT INDEX	
NAME	NAIC CODE	(#)	SHARE OF PRODUCT TYPE (%)	(\$)	SHARE OF PRODUCT TYPE (%)	(#)	DEVIATION FROM PRODUCT TYPE (%)
<b>INDIVIDUAL LIFE / CONFIRMED COMPLAINTS=205 / PREMIUMS=\$7,991,229,038 / COMPLAINT INDEX=1.00</b>							
ATHENE LIFE INS CO OF NY	63932	2	1.0	1,393,768	0.0	55.94	5,493.7
PIONEER AMER INS CO	67873	2	1.0	1,334,840	0.0	58.41	5,740.6
GUARANTEE TRUST LIFE INS CO	64211	1	0.5	1,311,502	0.0	29.72	2,872.3
RESERVE NATL INS CO	68462	1	0.5	1,267,252	0.0	30.76	2,976.1
VOYA INS & ANN CO	80942	1	0.5	1,061,719	0.0	36.72	3,571.6
INVESTORS LIFE INS CO N AMER	63487	1	0.5	849,480	0.0	45.89	4,488.9
PROFESSIONAL INS CO	68047	1	0.5	823,069	0.0	47.36	4,636.1
JOHN HANCOCK LIFE & HLTH INS CO	93610	1	0.5	128,333	0.0	303.75	30,275.4
UNION LABOR LIFE INS CO	69744	1	0.5	56,300	0.0	692.39	69,139.1
AMERICAN GENERAL LIFE & ACCIDENT I	66672	3	1.5	0	0.0	.	.
MUTUAL OF OMAHA INS CO	71412	1	0.5	0	0.0	.	.
<b>LONG TERM CARE / CONFIRMED COMPLAINTS=43 / PREMIUMS=\$693,626,151 / COMPLAINT INDEX=1.00</b>							
<b>ALL COMPANIES WITH ZERO COMPLAINTS</b>		<b>0</b>	<b>0.0</b>	<b>214,610,895</b>	<b>30.9</b>	<b>0.00</b>	<b>-100.0</b>
GENWORTH LIFE INS CO	70025	1	2.3	140,095,577	20.2	0.12	-88.5
JOHN HANCOCK LIFE INS CO USA	65838	3	7.0	127,788,505	18.4	0.38	-62.1
BANKERS LIFE & CAS CO	61263	3	7.0	38,585,537	5.6	1.25	25.4
NORTHWESTERN LONG TERM CARE INS CO	69000	1	2.3	38,043,166	5.5	0.42	-57.6
METROPOLITAN LIFE INS CO	65978	3	7.0	33,884,242	4.9	1.43	42.8
CONTINENTAL CAS CO	20443	6	14.0	31,285,803	4.5	3.09	209.4
TRANSAMERICA LIFE INS CO	86231	5	11.6	21,112,962	3.0	3.82	282.0
JOHN HANCOCK LIFE & HLTH INS CO	93610	1	2.3	14,580,308	2.1	1.11	10.6
KANAWHA INS CO	65110	6	14.0	12,296,366	1.8	7.87	687.1
ALLIANZ LIFE INS CO OF N AMER	90611	2	4.7	9,955,219	1.4	3.24	224.1
SENIOR HLTH INS CO OF PA	76325	4	9.3	7,264,940	1.0	8.88	788.1
CONSTITUTION LIFE INS CO	62359	4	9.3	1,541,687	0.2	41.85	4,085.2
WASHINGTON NATL INS CO	70319	1	2.3	1,456,224	0.2	11.08	1,007.7
PHYSICIANS MUT INS CO	80578	1	2.3	1,124,720	0.2	14.34	1,334.2
BCBS OF FL	98167	1	2.3	0	0.0	.	.
UNUM INS CO	67601	1	2.3	0	0.0	.	.
<b>MEDICAL PROFESSIONAL LIABILITY / CONFIRMED COMPLAINTS=1 / PREMIUMS=\$594,877,916 / COMPLAINT INDEX=1.00</b>							
<b>ALL COMPANIES WITH ZERO COMPLAINTS</b>		<b>0</b>	<b>0.0</b>	<b>478,553,722</b>	<b>80.4</b>	<b>0.00</b>	<b>-100.0</b>
DOCTORS CO AN INTERINS EXCH	34495	1	100.0	116,324,194	19.6	5.11	411.4
<b>MEDICARE SUPPLEMENT / CONFIRMED COMPLAINTS=43 / PREMIUMS=\$2,115,081,644 / COMPLAINT INDEX=1.00</b>							
UNITEDHEALTHCARE INS CO	79413	6	14.0	1,188,872,587	56.2	0.25	-75.2
BCBS OF FL	98167	22	51.2	445,690,345	21.1	2.43	142.8
<b>ALL COMPANIES WITH ZERO COMPLAINTS</b>		<b>0</b>	<b>0.0</b>	<b>220,667,067</b>	<b>10.4</b>	<b>0.00</b>	<b>-100.0</b>
UNITED AMER INS CO	92916	4	9.3	119,407,277	5.6	1.65	64.8
COLONIAL PENN LIFE INS CO	62065	2	4.7	75,725,643	3.6	1.30	29.9
CONSTITUTION LIFE INS CO	62359	3	7.0	29,299,948	1.4	5.04	403.6
MUTUAL OF OMAHA INS CO	71412	1	2.3	24,187,323	1.1	2.03	103.4
UNITED WORLD LIFE INS CO	72850	1	2.3	7,270,433	0.3	6.77	576.5
STATE MUT INS CO	69132	1	2.3	2,565,373	0.1	19.17	1,817.4
GOLDEN RULE INS CO	62286	1	2.3	1,395,648	0.1	35.24	3,424.4
UNITEDHEALTHCARE LIFE INS CO	97179	1	2.3	0	0.0	.	.
WELL CARE PRESCRIPTION INS INC	10155	1	2.3	0	0.0	.	.
<b>PRIVATE PASSENGER / CONFIRMED COMPLAINTS=1,424 / PREMIUMS=\$19,143,911,830 / COMPLAINT INDEX=1.00</b>							
STATE FARM MUT AUTO INS CO	25178	106	7.4	2,973,306,039	15.5	0.48	-52.1
GEICO GEN INS CO	35882	106	7.4	2,641,100,233	13.8	0.54	-46.0
PROGRESSIVE AMER INS CO	24252	49	3.4	1,710,031,196	8.9	0.39	-61.5
GEICO IND CO	22055	59	4.1	1,338,994,919	7.0	0.59	-40.8
PROGRESSIVE SELECT INS CO	10192	56	3.9	1,300,783,256	6.8	0.58	-42.1
ALLSTATE FIRE & CAS INS CO	29688	43	3.0	1,023,018,220	5.3	0.57	-43.5
GOVERNMENT EMPLOYEES INS CO	22063	25	1.8	698,230,859	3.6	0.48	-51.9
UNITED SERV AUTOMOBILE ASSN	25941	15	1.1	508,053,921	2.7	0.40	-60.3
<b>ALL COMPANIES WITH ZERO COMPLAINTS</b>		<b>0</b>	<b>0.0</b>	<b>408,915,043</b>	<b>2.1</b>	<b>0.00</b>	<b>-100.0</b>
USAA CAS INS CO	25968	12	0.8	402,355,823	2.1	0.40	-59.9
WINDHAVEN INS CO	12541	253	17.8	385,885,193	2.0	8.81	781.4
ALLSTATE INS CO	19232	13	0.9	360,660,592	1.9	0.48	-51.5
STANDARD FIRE INS CO	19070	7	0.5	319,260,974	1.7	0.29	-70.5

\*ORDERED BY PREMIUMS (DESCENDING) AND COMPANY NAME  
 SOURCE: NAIC, 02/19/2019

**CONSUMER COMPLAINT INDICES, BY PRODUCT TYPE\***

CALENDAR YEAR 2017

PURSUANT TO SECTION 624.313(1)(i), F.S.; RULE 690-142.002, F.A.C.

COMPANY INFORMATION		CONFIRMED COMPLAINTS		PREMIUMS		COMPLAINT INDEX	
NAME	NAIC CODE	(#)	SHARE OF PRODUCT TYPE (%)	(\$)	SHARE OF PRODUCT TYPE (%)	(#)	DEVIATION FROM PRODUCT TYPE (%)
SAFECO INS CO OF IL	39012	8	0.6	312,274,723	1.6	0.34	-65.6
USAA GEN IND CO	18600	11	0.8	303,936,761	1.6	0.49	-51.3

\*ORDERED BY PREMIUMS (DESCENDING) AND COMPANY NAME  
 SOURCE: NAIC, 02/19/2019

**CONSUMER COMPLAINT INDICES, BY PRODUCT TYPE\***  
**CALENDAR YEAR 2017**  
**PURSUANT TO SECTION 624.313(1)(i), F.S.; RULE 690-142.002, F.A.C.**

COMPANY INFORMATION		CONFIRMED COMPLAINTS		PREMIUMS		COMPLAINT INDEX	
NAME	NAIC CODE	(#)	SHARE OF PRODUCT TYPE (%)	(\$)	SHARE OF PRODUCT TYPE (%)	(#)	DEVIATION FROM PRODUCT TYPE (%)
<b>PRIVATE PASSENGER / CONFIRMED COMPLAINTS=1,424 / PREMIUMS=\$19,143,911,830 / COMPLAINT INDEX=1.00</b>							
INFINITY AUTO INS CO	11738	41	2.9	240,623,217	1.3	2.29	129.1
SECURITY NATL INS CO	33120	17	1.2	237,045,380	1.2	0.96	-3.6
LM GEN INS CO	36447	7	0.5	221,745,337	1.2	0.42	-57.6
SOUTHERN OWNERS INS CO	10190	10	0.7	215,347,302	1.1	0.62	-37.6
OCEAN HARBOR CAS INS CO	12360	113	7.9	204,612,113	1.1	7.42	642.5
DIRECT GEN INS CO	42781	57	4.0	199,891,567	1.0	3.83	283.4
UNITED AUTOMOBILE INS CO	35319	88	6.2	182,652,618	1.0	6.48	547.7
ALLSTATE PROP & CAS INS CO	17230	6	0.4	177,225,907	0.9	0.46	-54.5
ESURANCE PROP & CAS INS CO	30210	10	0.7	163,093,918	0.9	0.82	-17.6
FLORIDA FARM BUR GEN INS CO	21817	5	0.4	144,977,434	0.8	0.46	-53.6
METROPOLITAN CAS INS CO	40169	8	0.6	143,490,148	0.7	0.75	-25.0
GARRISON PROP & CAS INS CO	21253	7	0.5	143,020,636	0.7	0.66	-34.2
MERCURY IND CO OF AMER	11201	4	0.3	139,555,056	0.7	0.39	-61.5
HARTFORD UNDERWRITERS INS CO	30104	5	0.4	129,225,484	0.7	0.52	-48.0
AUTO CLUB INS CO OF FL	12813	1	0.1	120,384,372	0.6	0.11	-88.8
AMICA MUT INS CO	19976	2	0.1	114,413,900	0.6	0.24	-76.5
ALLSTATE IND CO	19240	7	0.5	106,510,948	0.6	0.88	-11.6
INFINITY IND INS CO	10061	16	1.1	103,688,180	0.5	2.07	107.4
IMPERIAL FIRE & CAS INS CO	44369	16	1.1	100,199,054	0.5	2.15	114.7
PEAK PROP & CAS INS CORP	18139	14	1.0	92,558,918	0.5	2.03	103.3
21ST CENTURY CENTENNIAL INS CO	34789	6	0.4	78,708,293	0.4	1.02	2.5
TRAVELERS HOME & MARINE INS CO	27998	1	0.1	75,233,203	0.4	0.18	-82.1
STATE FARM FIRE & CAS CO	25143	3	0.2	69,565,317	0.4	0.58	-42.0
AUTO CLUB S INS CO	41041	4	0.3	63,670,542	0.3	0.84	-15.5
INTEGON PREFERRED INS CO	31488	7	0.5	61,331,494	0.3	1.53	53.4
MGA INS CO INC	40150	6	0.4	61,089,907	0.3	1.32	32.0
OWNERS INS CO	32700	1	0.1	60,956,937	0.3	0.22	-77.9
PERMANENT GEN ASSUR CORP	37648	12	0.8	56,790,939	0.3	2.84	184.1
DEPOSITORS INS CO	42587	2	0.1	54,685,927	0.3	0.49	-50.8
NATIONWIDE INS CO OF AMER	25453	3	0.2	53,592,019	0.3	0.75	-24.7
HARTFORD INS CO OF THE SOUTHEAST	38261	1	0.1	51,743,623	0.3	0.26	-74.0
LIBERTY MUT INS CO	23043	7	0.5	40,013,749	0.2	2.35	135.2
FIRST ACCEPTANCE INS CO INC	10336	12	0.8	39,349,160	0.2	4.10	310.0
ASSURANCEAMERICA INS CO	11558	6	0.4	35,896,046	0.2	2.25	124.7
MENDOTA INS CO	33650	22	1.5	35,533,231	0.2	8.32	732.4
CENTURY NATL INS CO	26905	26	1.8	33,086,554	0.2	10.56	956.4
HORACE MANN PROP & CAS INS CO	22756	3	0.2	28,728,233	0.2	1.40	40.4
MAPFRE INS CO OF FL	34932	3	0.2	27,303,655	0.1	1.48	47.7
PROPERTY & CAS INS CO OF HARTFORD	34690	1	0.1	27,148,059	0.1	0.50	-50.5
RESPONSIVE AUTO INS CO	13131	2	0.1	26,244,108	0.1	1.02	2.5
AUTO OWNERS INS CO	18988	3	0.2	26,190,176	0.1	1.54	54.0
FLORIDA FARM BUREAU CAS INS CO	31216	1	0.1	23,279,842	0.1	0.58	-42.3
STAR CAS INS CO	32387	5	0.4	23,210,476	0.1	2.90	189.6
PEACHTREE CAS INS CO	25755	10	0.7	22,798,019	0.1	5.90	489.7
IDS PROP CAS INS CO	29068	4	0.3	22,395,952	0.1	2.40	140.1
EQUITY INS CO	28746	4	0.3	22,112,772	0.1	2.43	143.2
HARTFORD ACCIDENT & IND CO	22357	1	0.1	21,709,430	0.1	0.62	-38.1
LIBERTY MUT FIRE INS CO	23035	1	0.1	20,391,014	0.1	0.66	-34.1
ESSENTIA INS CO	37915	2	0.1	19,355,505	0.1	1.39	38.9
PROGRESSIVE EXPRESS INS CO	10193	2	0.1	17,509,894	0.1	1.54	53.6
ESURANCE INS CO	25712	2	0.1	12,290,908	0.1	2.19	118.8
INFINITY ASSUR INS CO	39497	1	0.1	9,974,863	0.1	1.35	34.8
FOREMOST INS CO GRAND RAPIDS MI	11185	1	0.1	8,376,415	0.0	1.60	60.5
ALPHA PROP & CAS INS CO	38156	1	0.1	8,022,461	0.0	1.68	67.6
21ST CENTURY N AMER INS CO	32220	1	0.1	7,723,879	0.0	1.74	74.1
NATIONAL GENERAL INS ONLINE INC	11044	1	0.1	7,251,552	0.0	1.85	85.4
DAIRYLAND INS CO	21164	1	0.1	6,869,324	0.0	1.96	95.7

\*ORDERED BY PREMIUMS (DESCENDING) AND COMPANY NAME  
SOURCE: NAIC, 02/19/2019

**CONSUMER COMPLAINT INDICES, BY PRODUCT TYPE\***  
 CALENDAR YEAR 2017  
 PURSUANT TO SECTION 624.313(1)(i), F.S.; RULE 690-142.002, F.A.C.

COMPANY INFORMATION		CONFIRMED COMPLAINTS		PREMIUMS		COMPLAINT INDEX	
NAME	NAIC CODE	(#)	SHARE OF PRODUCT TYPE (%)	(\$)	SHARE OF PRODUCT TYPE (%)	(#)	DEVIATION FROM PRODUCT TYPE (%)
<b>PRIVATE PASSENGER / CONFIRMED COMPLAINTS=1,424 / PREMIUMS=\$19,143,911,830 / COMPLAINT INDEX=1.00</b>							
INTEGON IND CORP	22772	2	0.1	3,637,454	0.0	7.39	639.2
UNITRIN DIRECT PROP & CAS CO	10915	1	0.1	3,338,889	0.0	4.03	302.6
INFINITY INS CO	22268	2	0.1	2,724,347	0.0	9.87	886.9
21ST CENTURY PREFERRED INS CO	22225	1	0.1	2,110,971	0.0	6.37	536.9
INTEGON NATL INS CO	29742	1	0.1	2,054,194	0.0	6.54	554.5
FEDNAT INS CO	10790	2	0.1	1,298,232	0.0	20.71	1,971.1
OCCIDENTAL FIRE & CAS CO OF NC	23248	1	0.1	687,297	0.0	19.56	1,856.0
MARKEL AMER INS CO	28932	1	0.1	383,804	0.0	35.03	3,402.8
TRAVELERS PROP CAS CO OF AMER	25674	1	0.1	254,041	0.0	52.92	5,192.0
RLI INS CO	13056	1	0.1	230,274	0.0	58.38	5,738.2
NATIONAL GEN INS CO	23728	1	0.1	64,717	0.0	207.73	20,673.1
HARTFORD FIRE INS CO	19682	1	0.1	9,263	0.0	1,451.34	145,034.0
SAFECO INS CO OF AMER	24740	1	0.1	5,447	0.0	2,468.10	246,710.3
AMERICAN GUAR & LIAB INS	26247	1	0.1	0	0.0	.	.
AMERISURE INS CO	19488	1	0.1	0	0.0	.	.
AMERISURE MUT INS CO	23396	1	0.1	0	0.0	.	.
ANCHOR GEN INS CO	40010	1	0.1	0	0.0	.	.
EVEREST IND INS CO	10851	1	0.1	0	0.0	.	.
GEICO CAS CO	41491	7	0.5	0	0.0	.	.
GRANADA INS CO	16870	5	0.4	0	0.0	.	.
GRANITE STATE INS CO	23809	1	0.1	0	0.0	.	.
MERCURY CAS CO	11908	2	0.1	0	0.0	.	.
NATIONAL UNION FIRE INS CO OF PITT	19445	1	0.1	0	0.0	.	.
NATIONWIDE PROP & CAS INS CO	37877	1	0.1	0	0.0	.	.
OAK RIVER INS CO	34630	1	0.1	0	0.0	.	.
PEERLESS INS CO	24198	1	0.1	0	0.0	.	.
PROGRESSIVE ADVANCED INS CO	11851	1	0.1	0	0.0	.	.
PROGRESSIVE CAS INS CO	24260	2	0.1	0	0.0	.	.
PROGRESSIVE SOUTHEASTERN INS CO	38784	1	0.1	0	0.0	.	.
PROGRESSIVE SPECIALTY INS CO	32786	1	0.1	0	0.0	.	.
REPWEST INS CO	31089	1	0.1	0	0.0	.	.
SAFECO NATL INS CO	24759	1	0.1	0	0.0	.	.
SOMPO JAPAN INS CO OF AMER	11126	1	0.1	0	0.0	.	.
STATE FARM FL INS CO	10739	3	0.2	0	0.0	.	.
UNITED AMER INS CO	92916	1	0.1	0	0.0	.	.
WESTFIELD INS CO	24112	1	0.1	0	0.0	.	.
WINDHAVEN NATL INS CO	37001	1	0.1	0	0.0	.	.
MERCURY INS CO OF FL	11202	4	0.3	-89,819	.	.	.
<b>TITLE / CONFIRMED COMPLAINTS=14 / PREMIUMS=\$1,431,980,922 / COMPLAINT INDEX=1.00</b>							
OLD REPUBLIC NATL TITLE INS CO	50520	5	35.7	445,926,835	31.1	1.15	14.7
FIRST AMER TITLE INS CO	50814	1	7.1	301,415,985	21.0	0.34	-66.1
CHICAGO TITLE INS CO	50229	2	14.3	176,572,510	12.3	1.16	15.9
FIDELITY NATL TITLE INS CO	51586	2	14.3	165,886,350	11.6	1.23	23.3
<b>ALL COMPANIES WITH ZERO COMPLAINTS</b>	.	<b>0</b>	<b>0.0</b>	<b>164,869,367</b>	<b>11.5</b>	<b>0.00</b>	<b>-100.0</b>
WESTCOR LAND TITLE INS CO	50050	2	14.3	87,021,824	6.1	2.35	135.1
COMMONWEALTH LAND TITLE INS CO	50083	1	7.1	48,384,029	3.4	2.11	111.4
WFG NATL TITLE INS CO	51152	1	7.1	41,904,022	2.9	2.44	144.1
<b>WORKERS COMPENSATION / CONFIRMED COMPLAINTS=10 / PREMIUMS=\$3,183,302,670 / COMPLAINT INDEX=1.00</b>							
<b>ALL COMPANIES WITH ZERO COMPLAINTS</b>	.	<b>0</b>	<b>0.0</b>	<b>2,854,626,529</b>	<b>89.7</b>	<b>0.00</b>	<b>-100.0</b>
NORGUARD INS CO	31470	1	10.0	90,977,172	2.9	3.50	249.9
FFVA MUT INS CO	10385	1	10.0	71,572,515	2.2	4.45	344.8
HARTFORD CAS INS CO	29424	1	10.0	43,310,781	1.4	7.35	635.0
INDEMNITY INS CO OF NORTH AMER	43575	1	10.0	37,300,818	1.2	8.53	753.4
LIBERTY INS CORP	42404	1	10.0	27,700,522	0.9	11.49	1,049.2
SUNZ INS CO	34762	1	10.0	27,204,120	0.9	11.70	1,070.2
EMPLOYERS PREFERRED INS CO	10346	1	10.0	24,409,509	0.8	13.04	1,204.1
VIGILANT INS CO	20397	1	10.0	6,200,704	0.2	51.34	5,033.8
CO OPTIONS INS CO INC	10834	1	10.0	0	0.0	.	.
MAIN ST AMER ASSUR CO	29939	1	10.0	0	0.0	.	.

\*ORDERED BY PREMIUMS (DESCENDING) AND COMPANY NAME  
 SOURCE: NAIC, 02/19/2019



**AUTHORIZED FLORIDA INSURER FINANCIAL ABSTRACTS, BY NAIC STATEMENT TYPE**

CALENDAR YEAR 2017

PURSUANT TO SECTION 624.315(1)(a), F.S.

COMPANY	NAIC COMPANY CODE	DOMICILE	NET ADMITTED ASSETS (\$)	LIABILITIES (\$)	CAPITAL AND SURPLUS (\$)	FL DIRECT PREMIUMS WRITTEN (\$)
<b>FRATERNAL, TOTAL FLORIDA DIRECT PREMIUMS WRITTEN: \$358,898,001</b>						
ASSURED LIFE ASSN	56499	FOREIGN	58,707,927	45,661,470	13,046,457	294,273
BAPTIST LIFE ASSN	57223	FOREIGN	30,051,074	28,488,404	1,562,670	50,948
CATHOLIC ASSN OF FORESTERS	58130	FOREIGN	12,686,406	7,106,489	5,579,917	2,722
CATHOLIC FINANCIAL LIFE	56030	FOREIGN	1,641,577,299	1,553,525,352	88,051,947	422,959
CATHOLIC HOLY FAMILY SOCIETY	57770	FOREIGN	147,373,017	141,396,707	5,976,310	362,595
CATHOLIC LIFE INS	57347	FOREIGN	1,178,251,273	1,087,193,823	91,057,450	10,479
CATHOLIC ORDER OF FORESTERS	57487	FOREIGN	1,195,875,430	1,107,198,712	88,676,718	1,018,696
CROATIAN FRATERNAL UNION OF AMER	56634	FOREIGN	488,038,680	440,613,944	47,424,736	7,588
CSA FRATERNAL LIFE	56138	FOREIGN	140,716,046	137,248,703	3,467,342	528,018
EVERENCE ASSN INC	57991	FOREIGN	439,375,324	326,538,132	112,837,191	1,352,390
FIRST CATH SLOVAK LADIES ASSN USA	56332	FOREIGN	963,986,858	860,358,141	103,628,715	380,540
FIRST CATH SLOVAK UNION OF US & CN	56340	FOREIGN	395,957,087	365,174,241	30,782,846	285,991
GBU FINANCIAL LIFE	56685	FOREIGN	2,456,867,854	2,273,233,606	183,634,248	9,027,066
GCU	56693	FOREIGN	1,712,285,488	1,579,243,067	133,042,421	4,430,038
GLENER LIFE INS SOCIETY	56154	FOREIGN	1,285,147,174	1,191,276,377	93,870,797	3,504,056
INDEPENDENT ORDER OF FORESTERS US BR	58068	ALIEN	3,257,306,160	3,087,692,517	169,613,643	45,673,485
KNIGHTS OF COLUMBUS	58033	FOREIGN	24,953,723,637	22,817,856,408	2,135,867,229	67,719,705
LOYAL CHRISTIAN BENEFIT ASSN	56758	FOREIGN	189,264,454	184,908,087	4,356,367	29,630
MODERN WOODMEN OF AMER	57541	FOREIGN	16,166,263,995	14,345,976,012	1,820,287,983	40,325,241
NATIONAL SLOVAK SOCIETY OF THE USA	56782	FOREIGN	1,127,159,602	1,076,533,685	50,625,917	5,537,109
ORDER OF UNITED COMMERCIAL TRAVELERS	56383	FOREIGN	16,758,974	7,545,738	9,213,236	2,692,115
POLISH NATL ALLIANCE US OF NA	57622	FOREIGN	437,068,984	416,299,073	20,769,911	63,406
POLISH NATL UNION OF AMER	56839	FOREIGN	26,468,576	25,379,153	1,089,423	5,346
POLISH ROMAN CATHOLIC UNION OF AMER	57630	FOREIGN	202,843,123	191,009,229	11,833,894	157,005
ROYAL NEIGHBORS OF AMER	57657	FOREIGN	1,008,232,632	814,598,632	193,633,999	9,133,730
SERB NATL FEDERATION	56936	FOREIGN	44,816,512	41,692,343	3,124,169	4,065
SLOVENE NATL BENEFIT SOCIETY	57673	FOREIGN	212,106,028	205,056,417	7,049,611	17,322
SONS OF NORWAY	57142	FOREIGN	361,209,898	347,637,108	13,572,790	839,659
SUPREME COUNCIL THE ROYAL ARCANUM	58181	FOREIGN	110,994,099	98,575,251	12,418,848	98,291
THRIVENT FINANCIAL FOR LUTHERANS	56014	FOREIGN	90,968,818,589	82,699,491,497	8,269,327,092	125,657,531
TRAVELERS PROTECTIVE ASSN OF AMER	56006	FOREIGN	14,738,816	1,917,038	12,821,777	1,273
UKRAINIAN NATL ASSN INC	57215	FOREIGN	187,782,386	177,154,694	10,627,693	978,318
UNITED STATES LETTER CARRIERS MUT BE	56456	FOREIGN	251,526,207	218,740,592	32,785,615	800,249
WILLIAM PENN ASSN	57010	FOREIGN	447,690,475	417,259,124	30,431,350	7,670,041
WOMANS LIFE INS SOCIETY	56170	FOREIGN	205,850,846	185,810,234	20,040,616	252,830
WOODMEN WORLD LIFE INS SOC	57320	FOREIGN	10,975,459,333	9,581,921,673	1,393,537,660	29,466,545
WORKMENS BENEFIT FUND OF THE USA	57290	FOREIGN	33,187,653	31,984,899	1,202,754	96,746
<b>HEALTH, TOTAL FLORIDA DIRECT PREMIUMS WRITTEN: \$56,094,093,595</b>						
ACCENDO INS CO	63444	FOREIGN	12,949,885	3,250,140	9,699,745	0
ADVANTICA INS CO	12278	FOREIGN	10,613,493	1,756,006	8,857,487	5,115,430
AETNA HLTH INC FL CORP	95088	DOMESTIC	431,404,378	230,474,046	200,930,332	1,803,263,234
AETNA HLTH INS CO	72052	FOREIGN	43,808,967	8,672,676	35,136,291	0
AIDS HLTHCARE FOUND MCO OF FL INC	12973	DOMESTIC	51,387,356	36,860,309	14,527,047	136,077,637
AMERICAN SPECIALTY HLTH INS CO	84697	FOREIGN	8,839,836	397,973	8,441,863	0
AMFIRST INS CO	60250	FOREIGN	58,771,789	7,952,032	50,819,757	2,601,440
AVMED INC	95263	DOMESTIC	308,794,425	228,671,826	80,122,599	1,078,765,767
BANKERS RESERVE LIFE INS CO OF WI	71013	FOREIGN	409,910,216	218,929,628	190,980,589	0
BAYCARE SELECT HLTH PLANS INC	16282	DOMESTIC	30,614,558	564,567	30,049,991	0
BCBS OF FL	98167	DOMESTIC	5,730,565,468	3,937,803,505	1,792,761,963	10,065,346,864
BEHEALTHY FLORIDA INC	15118	DOMESTIC	34,026,549	16,630,467	17,396,082	93,208,558
BUPA INS CO	81647	DOMESTIC	322,214,205	169,701,973	152,512,232	2,737
CAPITAL HLTH PLAN INC	95112	DOMESTIC	532,730,033	127,332,271	405,397,763	806,224,058
CARE IMPROVEMENT PLUS S CENTRAL INS	12567	FOREIGN	593,648,460	246,417,200	347,231,260	2,009,582
CAREPLUS HLTH PLANS INC	95092	DOMESTIC	425,371,731	274,766,749	150,604,982	1,688,483,502

**SOURCE: NAIC ANNUAL STATEMENT – EXH. OF ASSETS; EXH. OF LIABILITIES, SURPLUS AND OTHER FUNDS; STATE PAGE**

**AUTHORIZED FLORIDA INSURER FINANCIAL ABSTRACTS, BY NAIC STATEMENT TYPE**

CALENDAR YEAR 2017

PURSUANT TO SECTION 624.315(1)(a), F.S.

COMPANY	NAIC COMPANY CODE	DOMICILE	NET ADMITTED ASSETS (\$)	LIABILITIES (\$)	CAPITAL AND SURPLUS (\$)	FL DIRECT PREMIUMS WRITTEN (\$)
<b>HEALTH, TOTAL FLORIDA DIRECT PREMIUMS WRITTEN: \$56,094,093,595</b>						
CELTIC INS CO	80799	FOREIGN	1,170,369,701	1,007,868,305	162,501,396	719,027,182
CIGNA DENTAL HLTH OF FL INC	52021	DOMESTIC	5,881,932	2,740,586	3,141,346	33,167,456
CIGNA HLTHCARE OF FL INC	95136	DOMESTIC	3,264,895	390,385	2,874,510	1,555,851
CLOVER INS CO	86371	FOREIGN	97,589,133	49,232,198	48,356,935	4,275
COMPBENEFITS CO	52015	DOMESTIC	27,378,641	14,397,686	12,980,955	98,739,602
COMPBENEFITS INS CO	60984	FOREIGN	38,912,561	9,153,887	29,758,674	53,195,371
COVENTRY HLTH & LIFE INS CO	81973	FOREIGN	1,354,270,174	245,878,258	1,108,391,916	584,727
COVENTRY HLTH CARE OF FL INC	95114	DOMESTIC	298,618,219	137,873,917	160,744,302	520,339,975
COVENTRY HLTH PLAN OF FL INC	95266	DOMESTIC	12,357,869	3,368,388	8,989,481	42,737
DELTA DENTAL INS CO	81396	FOREIGN	307,359,159	153,759,601	153,599,558	263,828,967
DENTAL BENEFIT PROVIDERS OF IL INC	52053	FOREIGN	3,647,747	481,701	3,166,046	1,911,847
DENTEGRA INS CO	73474	FOREIGN	94,563,215	44,726,789	49,836,426	110,918
DOCTORS HEALTHCARE PLANS INC	16271	DOMESTIC	18,056,861	93,423	17,963,438	0
EDUCATORS HLTH PLANS LIFE ACCIDENT &	12515	FOREIGN	60,464,241	26,830,500	33,633,741	0
ENVISION INS CO	12747	FOREIGN	428,859,470	381,400,312	47,459,158	3,924,688
FIRST CARE INC	60113	FOREIGN	6,310,325	1,791,511	4,518,814	0
FLORIDA HLTH CARE PLAN INC	13567	DOMESTIC	192,632,228	104,847,606	87,784,621	504,491,298
FLORIDA HLTH SOLUTION HMO CO	15634	DOMESTIC	3,363,613	26,067	3,337,546	0
FLORIDA MHS INC	14447	DOMESTIC	241,215,777	129,801,287	111,414,490	632,519,810
FLORIDA TRUE HLTH INC	14378	DOMESTIC	229,859,865	130,035,944	99,823,921	1,224,506,068
FREEDOM HLTH INC	10119	DOMESTIC	182,671,904	144,332,498	38,339,406	938,929,741
FRESENIUS HLTH PLANS INS CO	85286	FOREIGN	41,678,971	14,740,722	26,938,248	3,576
GREENHOUSE LIFE INS CO	80055	FOREIGN	5,607,377	154,000	5,453,377	0
GROUP DENTAL SERV OF MD INC	95846	FOREIGN	11,303,851	1,350,230	9,953,621	0
HARKEN HLTH INS CO	79480	FOREIGN	46,110,209	3,998,950	42,111,259	0
HCSC INS SERV CO	78611	FOREIGN	900,720,962	641,241,851	259,479,111	0
HEALTH CARE SERV CORP A MUT LEGAL RE	70670	FOREIGN	22,028,156,429	9,979,190,736	12,048,965,693	123,765,448
HEALTH FIRST COMMERCIAL PLANS INC	15882	DOMESTIC	68,188,974	35,887,804	32,301,170	218,553,647
HEALTH FIRST HLTH PLANS INC	15880	DOMESTIC	120,601,868	54,786,656	65,815,212	371,632,868
HEALTH FIRST INS INC	14140	DOMESTIC	4,384,002	879,500	3,504,502	3,479,347
HEALTH OPTIONS INC	95089	DOMESTIC	1,336,993,635	745,473,404	591,520,232	3,784,291,269
HEALTH SUN HLTH PLANS	10122	DOMESTIC	186,038,531	114,564,121	71,474,410	796,665,987
HEALTHSPRING LIFE & HLTH INS CO INC	12902	FOREIGN	545,276,951	286,611,179	258,665,772	-607
HEALTHSPRING OF FL INC	11532	DOMESTIC	169,235,857	73,313,161	95,922,696	776,035,157
HEALTHY PALM BEACHES INC	95827	DOMESTIC	2,973,006	17,372	2,955,634	0
HUMANA HLTH INS CO OF FL INC	69671	DOMESTIC	277,902,457	161,746,224	116,156,233	944,909,248
HUMANA INS CO	73288	FOREIGN	8,716,643,649	4,532,130,309	4,184,513,340	945,796,216
HUMANA MEDICAL PLAN INC	95270	DOMESTIC	2,037,604,104	1,137,400,248	900,203,856	7,699,514,941
HUMANADENTAL INS CO	70580	FOREIGN	98,535,541	36,266,760	62,268,781	479,337
MAGNA INS CO	61018	FOREIGN	4,054,558	1,780,691	2,273,869	0
MEDCO CONTAINMENT LIFE INS CO	63762	FOREIGN	1,292,455,615	874,032,105	418,423,510	14,943,594
MEDICA HLTH PLANS OF FL INC	12756	DOMESTIC	4,511,879	115,629	4,396,250	0
MEDICA HLTHCARE PLANS INC	12155	DOMESTIC	146,691,351	109,508,711	37,182,640	546,257,216
MMM OF FL INC	16177	DOMESTIC	13,521,628	373,281	13,148,347	0
MOLINA HLTHCARE OF FL INC	13128	DOMESTIC	1,155,284,933	922,256,627	233,028,306	2,579,460,992
NEIGHBORHOOD HLTH PARTNERSHIP INC	95123	DOMESTIC	150,561,514	88,011,468	62,550,046	626,797,043
OPTIMUM HLTHCARE INC	12259	DOMESTIC	125,609,554	89,948,572	35,660,982	611,630,012
PENNSYLVANIA LIFE INS CO	67660	FOREIGN	18,565,389	1,694,411	16,870,978	1,045,229
PREFERRED CARE PARTNERS INC	11176	DOMESTIC	411,112,501	329,105,070	82,007,431	1,749,590,568
QCC INS CO	93688	FOREIGN	1,105,605,896	635,635,401	469,970,495	0
RENAISSANCE LIFE & HLTH INS CO OF AM	61700	FOREIGN	91,942,031	25,633,030	66,309,001	7,847,374
SAFEGUARD HLTH PLANS INC	52009	DOMESTIC	11,377,811	1,270,706	10,107,105	15,768,452
SAFEHEALTH LIFE INS CO	79014	FOREIGN	12,431,848	70,720	12,361,128	169,630

**SOURCE: NAIC ANNUAL STATEMENT – EXH. OF ASSETS; EXH. OF LIABILITIES, SURPLUS AND OTHER FUNDS; STATE PAGE**

**AUTHORIZED FLORIDA INSURER FINANCIAL ABSTRACTS, BY NAIC STATEMENT TYPE**

CALENDAR YEAR 2017

PURSUANT TO SECTION 624.315(1)(a), F.S.

COMPANY	NAIC COMPANY CODE	DOMICILE	NET ADMITTED ASSETS (\$)	LIABILITIES (\$)	CAPITAL AND SURPLUS (\$)	FL DIRECT PREMIUMS WRITTEN (\$)
<b>HEALTH, TOTAL FLORIDA DIRECT PREMIUMS WRITTEN: \$56,094,093,595</b>						
SIERRA HLTH & LIFE INS CO INC	71420	FOREIGN	3,270,024,457	1,758,197,651	1,511,826,806	66,137,397
SILVERSCRIPT INS CO	12575	FOREIGN	2,075,392,052	1,109,806,795	965,585,257	195,362,654
SIMPLY HLTHCARE PLANS INC	13726	DOMESTIC	684,785,011	365,572,225	319,212,786	3,101,481,487
SOLSTICE BENEFITS INC	12341	DOMESTIC	4,619,923	2,226,205	2,393,718	6,101,194
SUNSHINE HLTH COMM SOLUTIONS INC	15927	DOMESTIC	17,973,470	6,856,074	11,117,396	1,445,295
SUNSHINE STATE HLTH PLAN INC	13148	DOMESTIC	735,589,626	367,057,589	368,532,037	3,762,138,309
SYMPHONIX HLTH INS INC	84549	FOREIGN	357,720,090	290,695,672	67,024,418	700,742
THE DENTAL CONCERN INC	54739	FOREIGN	10,804,314	3,697,118	7,107,196	30,093
TRUASSURE INS CO	92525	FOREIGN	9,315,752	2,162,061	7,153,692	97,106
TUFTS INS CO INC	60117	FOREIGN	98,868,881	46,261,726	52,607,155	684,725
ULTIMATE HLTH PLANS INC	14243	DOMESTIC	15,027,039	8,809,952	6,217,087	56,496,549
UNITED CONCORDIA INS CO	85766	FOREIGN	354,667,442	118,201,612	236,465,830	13,811,263
UNITED HLTHCARE OF FL INC	95264	DOMESTIC	598,749,652	329,472,412	269,277,240	2,454,294,748
VISION SERV PLAN INS CO	32395	FOREIGN	83,780,385	44,850,429	38,929,956	61,397,438
WELLCARE HLTH INS OF AZ INC	83445	FOREIGN	206,018,002	137,113,316	68,904,686	0
WELLCARE OF FL INC	95081	DOMESTIC	761,764,698	579,373,566	182,391,132	3,850,627,981
WELLCARE PRESCRIPTION INS INC	10155	DOMESTIC	1,491,334,381	1,246,140,208	245,194,173	26,670,748
<b>LIFE, ACCIDENT AND HEALTH, TOTAL FLORIDA DIRECT PREMIUMS WRITTEN: \$45,985,443,589</b>						
4 EVER LIFE INS CO	80985	FOREIGN	212,463,915	127,465,126	84,998,789	9,345,571
5 STAR LIFE INS CO	77879	FOREIGN	291,203,392	262,342,180	28,861,212	11,407,449
AAA LIFE INS CO	71854	FOREIGN	652,034,199	496,647,713	155,386,485	73,492,214
ACCORDIA LIFE & ANN CO	62200	FOREIGN	8,916,159,290	8,231,232,095	684,927,195	51,836,734
ACE LIFE INS CO	60348	FOREIGN	46,848,793	40,315,101	6,533,692	0
AETNA HLTH & LIFE INS CO	78700	FOREIGN	388,412,462	81,156,988	307,255,473	977,720
AETNA LIFE INS CO	60054	FOREIGN	19,894,783,930	16,990,787,055	2,903,996,875	1,651,764,314
ALFA LIFE INS CORP	79049	FOREIGN	1,430,241,109	1,161,243,154	268,997,955	1,792
ALL SAVERS INS CO	82406	FOREIGN	1,143,175,563	145,895,758	997,279,805	19,023,184
ALLIANZ LIFE INS CO OF N AMER	90611	FOREIGN	138,068,397,670	132,057,161,398	6,011,236,272	834,765,521
ALLSTATE ASSUR CO	70866	FOREIGN	674,063,288	538,281,620	135,781,668	10,437,219
ALLSTATE LIFE INS CO	60186	FOREIGN	31,567,314,444	28,159,174,837	3,408,139,607	34,405,395
AMALGAMATED LIFE INS CO	60216	FOREIGN	127,539,565	65,827,087	61,712,478	301,036
AMERICAN AMICABLE LIFE INS CO OF TX	68594	FOREIGN	297,736,421	251,279,599	46,456,822	9,035,939
AMERICAN BANKERS LIFE ASSUR CO OF FL	60275	DOMESTIC	364,002,380	311,031,181	52,971,199	5,741,780
AMERICAN CONTINENTAL INS CO	12321	FOREIGN	276,937,989	161,697,198	115,240,791	6,491,676
AMERICAN EQUITY INVEST LIFE INS CO	92738	FOREIGN	51,891,654,713	48,886,000,634	3,005,654,080	282,145,341
AMERICAN FAMILY LIFE ASSUR CO OF COL	60380	FOREIGN	113,076,016,916	102,072,410,420	11,003,606,496	338,471,514
AMERICAN FAMILY LIFE INS CO	60399	FOREIGN	5,676,127,005	4,616,378,216	1,059,748,789	2,334,590
AMERICAN FIDELITY ASSUR CO	60410	FOREIGN	5,896,687,773	5,466,063,433	430,624,340	21,146,886
AMERICAN FIDELITY LIFE INS CO	60429	DOMESTIC	410,240,262	342,971,489	67,268,773	874,345
AMERICAN GEN LIFE INS CO	60488	FOREIGN	178,704,992,856	170,721,407,884	7,983,584,972	930,084,999
AMERICAN HERITAGE LIFE INS CO	60534	DOMESTIC	1,921,964,844	1,615,991,360	305,973,484	128,566,032
AMERICAN HLTH & LIFE INS CO	60518	FOREIGN	883,222,498	752,948,475	130,274,023	11,005,163
AMERICAN HOME LIFE INS CO	60542	FOREIGN	261,304,047	239,177,955	22,126,091	488,760
AMERICAN INCOME LIFE INS CO	60577	FOREIGN	3,919,732,939	3,649,394,735	270,338,204	44,293,278
AMERICAN MATURITY LIFE INS CO	81213	FOREIGN	62,484,284	14,139,025	48,345,259	3,000
AMERICAN MEMORIAL LIFE INS CO	67989	FOREIGN	3,166,419,965	3,037,883,503	128,536,462	39,871,946
AMERICAN MODERN LIFE INS CO	65811	FOREIGN	39,848,042	7,530,268	32,317,774	0
AMERICAN NATL INS CO	60739	FOREIGN	20,146,570,925	16,853,097,387	3,293,473,538	176,311,781
AMERICAN NATL LIFE INS CO OF TX	71773	FOREIGN	123,674,185	89,494,580	34,179,605	506,297
AMERICAN PUBLIC LIFE INS CO	60801	FOREIGN	99,467,627	68,662,415	30,805,212	31,888,911
AMERICAN REPUBLIC INS CO	60836	FOREIGN	937,408,021	492,428,204	444,979,817	1,780,455
AMERICAN RETIREMENT LIFE INS CO	88366	FOREIGN	120,960,919	61,288,800	59,672,119	11,065,181
AMERICAN UNITED LIFE INS CO	60895	FOREIGN	28,804,955,834	27,779,402,543	1,025,553,291	104,700,977
AMERICO FIN LIFE & ANN INS CO	61999	FOREIGN	4,484,585,048	3,979,434,862	505,150,186	51,908,377

SOURCE: NAIC ANNUAL STATEMENT – EXH. OF ASSETS; EXH. OF LIABILITIES, SURPLUS AND OTHER FUNDS; STATE PAGE

**AUTHORIZED FLORIDA INSURER FINANCIAL ABSTRACTS, BY NAIC STATEMENT TYPE**

CALENDAR YEAR 2017

PURSUANT TO SECTION 624.315(1)(a), F.S.

COMPANY	NAIC COMPANY CODE	DOMICILE	NET ADMITTED ASSETS (\$)	LIABILITIES (\$)	CAPITAL AND SURPLUS (\$)	FL DIRECT PREMIUMS WRITTEN (\$)
<b>LIFE, ACCIDENT AND HEALTH, TOTAL FLORIDA DIRECT PREMIUMS WRITTEN: \$45,985,443,589</b>						
AMERITAS LIFE INS CORP	61301	FOREIGN	20,076,469,528	18,520,886,450	1,555,583,078	110,740,922
AMICA LIFE INS CO	72222	FOREIGN	1,283,398,441	973,235,621	310,162,820	5,402,661
ANNUITY INVESTORS LIFE INS CO	93661	FOREIGN	3,191,285,580	2,896,587,114	294,698,466	22,243,556
ANTHEM LIFE INS CO	61069	FOREIGN	674,743,809	549,614,279	125,129,530	1,194,918
ASSURITY LIFE INS CO	71439	FOREIGN	2,632,271,199	2,297,591,524	334,679,677	7,274,788
ATHENE ANN & LIFE ASSUR CO OF NY	68039	FOREIGN	3,165,014,211	2,897,487,707	267,526,504	1,594,430
ATHENE ANN & LIFE CO	61689	FOREIGN	54,933,283,965	53,769,075,309	1,164,208,656	577,975,603
ATHENE ANNUITY & LIFE ASSUR CO	61492	FOREIGN	13,205,118,867	11,857,461,729	1,347,657,138	4,916,147
ATHENE LIFE INS CO OF NY	63932	FOREIGN	967,933,372	892,396,569	75,536,803	1,507,051
ATLANTA LIFE INS CO	61093	FOREIGN	40,474,351	28,240,013	12,234,338	51,518
ATLANTIC COAST LIFE INS CO	61115	FOREIGN	445,063,371	421,355,156	23,708,215	47,005,912
AURORA NATL LIFE ASSUR CO	61182	FOREIGN	3,063,219,040	2,922,990,102	140,228,938	1,220,423
AUTO CLUB LIFE INS CO	84522	FOREIGN	760,823,389	684,393,894	76,429,495	141,814
AUTO OWNERS LIFE INS CO	61190	FOREIGN	4,211,396,761	3,760,411,201	450,985,559	15,824,775
AXA EQUITABLE LIFE & ANN CO	62880	FOREIGN	486,431,567	474,475,431	11,956,136	1,186,485
AXA EQUITABLE LIFE INS CO	62944	FOREIGN	194,771,739,134	187,349,489,057	7,422,250,077	938,363,839
BALTIMORE LIFE INS CO	61212	FOREIGN	1,268,834,502	1,187,025,569	81,808,932	11,093,299
BANKERS FIDELITY ASSUR CO	71919	FOREIGN	11,133,013	2,018,255	9,114,758	46,392
BANKERS FIDELITY LIFE INS CO	61239	FOREIGN	149,956,385	115,821,675	34,134,710	1,875,795
BANKERS LIFE & CAS CO	61263	FOREIGN	18,273,911,770	16,937,138,060	1,336,773,710	237,277,887
BANKERS LIFE INS CO	81043	FOREIGN	234,289,393	198,561,069	35,728,324	39,742,159
BANNER LIFE INS CO	94250	FOREIGN	3,850,819,355	3,099,238,345	751,581,010	105,007,938
BENEFICIAL LIFE INS CO	61395	FOREIGN	2,251,281,371	2,045,610,376	205,670,995	294,902
BERKLEY LIFE & HLTH INS CO	64890	FOREIGN	277,343,041	126,617,469	150,725,572	6,368,276
BERKSHIRE HATHAWAY LIFE INS CO NE	62345	FOREIGN	19,610,130,785	14,794,152,797	4,815,977,988	2,100,000
BERKSHIRE LIFE INS CO OF AMER	71714	FOREIGN	3,717,674,076	3,528,577,118	189,096,958	32,865,760
BEST LIFE & HLTH INS CO	90638	FOREIGN	21,282,412	4,624,845	16,657,567	840,731
BEST MERIDIAN INS CO	63886	DOMESTIC	336,929,402	282,693,593	54,235,809	831,394
BOSTON MUT LIFE INS CO	61476	FOREIGN	1,430,482,028	1,221,114,773	209,367,255	8,124,491
BRIGHTHOUSE LIFE INS CO	87726	FOREIGN	176,051,725,760	170,457,436,001	5,594,289,759	579,620,948
CENTRAL STATES H & L CO OF OMAHA	61751	FOREIGN	407,544,378	255,623,496	151,920,882	4,850,858
CENTRE LIFE INS CO	80896	FOREIGN	1,790,730,064	1,697,123,094	93,606,970	505,958
CENTURION LIFE INS CO	62383	FOREIGN	1,249,214,976	455,554,046	793,660,930	0
CHESAPEAKE LIFE INS CO	61832	FOREIGN	158,683,683	71,948,567	86,735,116	13,846,199
CHRISTIAN FIDELITY LIFE INS CO	61859	FOREIGN	59,607,096	32,953,384	26,653,712	173,235
CHURCH LIFE INS CORP	61875	FOREIGN	294,168,213	229,457,433	64,710,780	2,233,324
CIGNA HLTH & LIFE INS CO	67369	FOREIGN	9,002,246,068	5,321,603,975	3,680,642,093	1,156,747,421
CITIZENS NATL LIFE INS CO	82082	FOREIGN	12,023,002	10,351,324	1,671,678	2,985
CITIZENS SECURITY LIFE INS CO	61921	FOREIGN	26,638,453	11,539,931	15,098,522	444,392
CM LIFE INS CO	93432	FOREIGN	8,657,284,084	7,084,124,194	1,573,159,890	63,596,390
CMFG LIFE INS CO	62626	FOREIGN	18,078,267,133	15,971,099,872	2,107,167,266	111,458,438
COLONIAL LIFE & ACCIDENT INS CO	62049	FOREIGN	3,219,961,731	2,729,610,040	490,351,691	134,770,109
COLONIAL PENN LIFE INS CO	62065	FOREIGN	868,494,636	768,803,991	99,690,645	91,458,038
COLORADO BANKERS LIFE INS CO	84786	FOREIGN	1,318,476,042	1,196,738,312	121,737,730	5,364,163
COLUMBIAN LIFE INS CO	76023	FOREIGN	335,844,953	309,548,475	26,296,479	14,616,058
COLUMBIAN MUT LIFE INS CO	62103	FOREIGN	1,449,354,157	1,342,623,369	106,730,789	2,100,145
COLUMBUS LIFE INS CO	99937	FOREIGN	4,104,527,768	3,810,081,498	294,446,270	18,164,810
COMBINED INS CO OF AMER	62146	FOREIGN	1,495,717,735	1,317,016,904	178,700,831	49,153,723
COMMERCIAL TRAVELERS LIFE INS CO	81426	FOREIGN	29,368,636	15,411,090	13,957,546	38,038
COMMONWEALTH ANN & LIFE INS CO	84824	FOREIGN	11,301,517,797	8,813,270,031	2,488,247,766	6,476,636
COMPANION LIFE INS CO	77828	FOREIGN	373,570,771	161,140,423	212,430,348	10,322,563
CONNECTICUT GEN LIFE INS CO	62308	FOREIGN	18,137,205,237	13,724,976,407	4,412,228,830	130,311,955
CONSTITUTION LIFE INS CO	62359	FOREIGN	412,714,574	377,572,296	35,142,278	29,727,525

**SOURCE: NAIC ANNUAL STATEMENT – EXH. OF ASSETS; EXH. OF LIABILITIES, SURPLUS AND OTHER FUNDS; STATE PAGE**

**AUTHORIZED FLORIDA INSURER FINANCIAL ABSTRACTS, BY NAIC STATEMENT TYPE**

CALENDAR YEAR 2017

PURSUANT TO SECTION 624.315(1)(a), F.S.

COMPANY	NAIC COMPANY CODE	DOMICILE	NET ADMITTED ASSETS (\$)	LIABILITIES (\$)	CAPITAL AND SURPLUS (\$)	FL DIRECT PREMIUMS WRITTEN (\$)
<b>LIFE, ACCIDENT AND HEALTH, TOTAL FLORIDA DIRECT PREMIUMS WRITTEN: \$45,985,443,589</b>						
CONTINENTAL AMER INS CO	71730	FOREIGN	673,270,901	519,905,883	153,365,018	29,929,235
CONTINENTAL LIFE INS CO BRENTWOOD	68500	FOREIGN	345,630,911	151,240,997	194,389,913	9,893,138
CORVESTA LIFE INS CO	78301	FOREIGN	9,039,487	1,090,907	7,948,580	0
COTTON STATES LIFE INS CO	62537	FOREIGN	335,921,811	264,913,772	71,008,039	2,790,815
COUNTRY INVESTORS LIFE ASSUR CO	94218	FOREIGN	299,229,798	106,147,013	193,082,785	551,913
COUNTRY LIFE INS CO	62553	FOREIGN	9,459,614,682	8,274,285,586	1,185,329,095	4,022,681
CSI LIFE INS CO	82880	FOREIGN	23,790,955	6,501,716	17,289,240	17,601
DEARBORN NATL LIFE INS CO	71129	FOREIGN	1,785,129,713	1,310,870,535	474,259,178	1,452,350
DELAWARE AMER LIFE INS CO	62634	FOREIGN	120,215,118	58,387,336	61,827,782	267,239
DELAWARE LIFE INS CO	79065	FOREIGN	37,207,349,589	35,743,959,626	1,463,389,963	105,634,599
DIRECT GEN LIFE INS CO	97705	FOREIGN	32,975,813	11,275,641	21,700,172	4,365,915
EAGLE LIFE INS CO	13183	FOREIGN	810,284,989	637,912,940	172,372,049	47,877,244
EDUCATORS LIFE INS CO OF AMER	62790	FOREIGN	494,179,800	18,205,610	475,974,190	0
ELCO MUT LIFE & ANN	84174	FOREIGN	763,141,322	704,593,488	58,547,834	25,893,602
ELIPS LIFE INS CO	85561	FOREIGN	22,573,469	2,178,717	20,394,752	11,126
EMC NATL LIFE CO	62928	FOREIGN	954,780,226	849,204,155	105,576,072	945,770
EMPLOYERS REASSUR CORP	68276	FOREIGN	14,815,843,931	13,999,347,611	816,496,319	0
EPIC LIFE INS CO	64149	FOREIGN	33,417,552	17,487,889	15,929,663	0
EQUITABLE LIFE & CAS INS CO	62952	FOREIGN	351,555,612	308,298,964	43,256,648	970,836
EQUITRUST LIFE INS CO	62510	FOREIGN	18,168,731,658	17,295,991,269	872,740,389	135,535,764
FAMILY HERITAGE LIFE INS CO OF AMER	77968	FOREIGN	1,290,358,205	1,190,035,284	100,322,921	4,801,105
FAMILY LIFE INS CO	63053	FOREIGN	150,756,346	119,653,197	31,103,149	4,538,489
FAMILY SERV LIFE INS CO	74004	FOREIGN	311,085,058	278,667,970	32,417,089	682
FARMERS NEW WORLD LIFE INS CO	63177	FOREIGN	5,127,319,413	4,658,461,050	468,858,363	4,636,504
FEDERAL LIFE INS CO	63223	FOREIGN	238,216,410	223,282,341	14,934,069	1,611,301
FEDERATED LIFE INS CO	63258	FOREIGN	1,877,395,135	1,494,954,829	382,440,306	6,303,033
FIDELITY & GUAR LIFE INS CO	63274	FOREIGN	22,380,816,127	21,461,816,639	918,999,486	227,899,087
FIDELITY INVESTMENTS LIFE INS CO	93696	FOREIGN	29,539,852,568	28,663,799,824	876,052,744	144,735,639
FIDELITY LIFE ASSN A LEGAL RESERVE L	63290	FOREIGN	406,305,495	278,700,811	127,604,684	10,799,693
FIDELITY SECURITY LIFE INS CO	71870	FOREIGN	949,474,753	745,086,285	204,388,470	42,738,843
FINANCIAL AMERICA LIFE INS CO	71455	FOREIGN	4,446,756	2,501,527	1,945,229	-1
FIRST ALLMERICA FIN LIFE INS CO	69140	FOREIGN	3,420,263,110	3,179,958,457	240,304,653	2,157,729
FIRST CONTINENTAL LIFE & ACC	64696	FOREIGN	3,725,274	1,710,424	2,014,850	0
FIRST HLTH LIFE & HLTH INS CO	90328	FOREIGN	400,740,691	172,900,987	227,839,704	47,926,397
FIRST PENN PACIFIC LIFE INS CO	67652	FOREIGN	1,504,103,767	1,315,146,156	188,957,611	6,012,288
FLORIDA COMBINED LIFE INS CO INC	76031	DOMESTIC	59,824,396	24,521,475	35,302,921	122,535,139
FORESTERS LIFE INS ANN CO	63495	FOREIGN	2,463,426,497	2,399,984,741	63,441,756	6,260,360
FORETHOUGHT LIFE INS CO	91642	FOREIGN	31,431,312,953	29,835,428,639	1,595,884,314	557,973,419
FREEDOM LIFE INS CO OF AMER	62324	FOREIGN	148,307,711	71,922,032	76,385,679	67,510,157
FUNERAL DIRECTORS LIFE INS CO	99775	FOREIGN	1,320,343,553	1,204,026,500	116,317,053	1,627,482
GARDEN STATE LIFE INS CO	63657	FOREIGN	131,346,120	57,977,127	73,368,993	2,047,413
GENERAL AMER LIFE INS CO	63665	FOREIGN	13,912,093,042	12,924,219,961	987,873,081	34,318,410
GENERAL FIDELITY LIFE INS CO	93521	FOREIGN	23,410,288	7,037,298	16,372,990	0
GENERAL RE LIFE CORP	86258	FOREIGN	4,066,329,941	3,319,573,191	746,756,750	0
GENWORTH LIFE & ANN INS CO	65536	FOREIGN	22,444,512,979	21,155,755,446	1,288,757,533	73,922,869
GENWORTH LIFE INS CO	70025	FOREIGN	40,011,993,984	37,284,257,953	2,727,736,031	169,137,970
GENWORTH LIFE INS CO OF NY	72990	FOREIGN	7,985,934,089	7,697,510,017	288,424,072	12,877,206
GERBER LIFE INS CO	70939	FOREIGN	3,703,188,271	3,402,465,893	300,722,378	50,299,507
GLOBE LIFE & ACCIDENT INS CO	91472	FOREIGN	4,485,128,975	4,204,916,131	280,212,844	57,246,941
GOLDEN RULE INS CO	62286	FOREIGN	499,171,779	300,544,678	198,627,101	232,717,511
GOVERNMENT PERSONNEL MUT LIFE INS CO	63967	FOREIGN	825,665,797	708,913,162	116,752,635	4,940,413
GREAT AMER LIFE INS CO	63312	FOREIGN	32,576,634,113	30,445,121,117	2,131,512,996	310,898,147
GREAT SOUTHERN LIFE INS CO	90212	FOREIGN	211,943,239	160,474,364	51,468,875	3,634,793

**SOURCE: NAIC ANNUAL STATEMENT – EXH. OF ASSETS; EXH. OF LIABILITIES, SURPLUS AND OTHER FUNDS; STATE PAGE**

**AUTHORIZED FLORIDA INSURER FINANCIAL ABSTRACTS, BY NAIC STATEMENT TYPE**

CALENDAR YEAR 2017

PURSUANT TO SECTION 624.315(1)(a), F.S.

COMPANY	NAIC COMPANY CODE	DOMICILE	NET ADMITTED ASSETS (\$)	LIABILITIES (\$)	CAPITAL AND SURPLUS (\$)	FL DIRECT PREMIUMS WRITTEN (\$)
<b>LIFE, ACCIDENT AND HEALTH, TOTAL FLORIDA DIRECT PREMIUMS WRITTEN: \$45,985,443,589</b>						
GREAT W LIFE & ANN INS CO	68322	FOREIGN	58,010,229,241	56,880,719,597	1,129,509,644	263,982,071
GREAT WESTERN INS CO	71480	FOREIGN	1,388,028,528	1,355,630,577	32,397,951	7,402,388
GUARANTEE TRUST LIFE INS CO	64211	FOREIGN	594,776,299	515,588,975	79,187,324	6,033,573
GUARANTY INCOME LIFE INS CO	64238	FOREIGN	664,525,746	607,916,992	56,608,753	13,160,172
GUARDIAN INS & ANN CO INC	78778	FOREIGN	17,357,037,422	17,046,814,957	310,222,464	57,225,588
GUARDIAN LIFE INS CO OF AMER	64246	FOREIGN	55,568,820,448	48,885,143,145	6,683,677,303	553,848,952
GUGGENHEIM LIFE & ANN CO	83607	FOREIGN	14,353,498,992	13,744,933,082	608,565,910	60,339,007
HANNOVER LIFE REASSUR CO OF AMER	88340	DOMESTIC	15,439,346,611	15,028,180,704	411,165,907	0
HARLEYSVILLE LIFE INS CO	64327	FOREIGN	406,517,063	359,845,875	46,671,188	613,163
HARTFORD LIFE & ACCIDENT INS CO	70815	FOREIGN	12,935,775,368	10,907,262,511	2,028,512,856	156,449,080
HCC LIFE INS CO	92711	FOREIGN	994,757,871	588,600,160	406,157,711	26,231,808
HEALTH NET LIFE INS CO	66141	FOREIGN	691,355,052	291,436,586	399,918,466	0
HEARTLAND NATL LIFE INS CO	66214	FOREIGN	12,868,887	5,208,292	7,660,595	2,409,315
HERITAGE LIFE INS CO	64394	FOREIGN	4,212,943,530	3,254,231,314	958,712,217	0
HM LIFE INS CO	93440	FOREIGN	673,984,242	313,854,896	360,129,346	18,450,018
HOMESTEADERS LIFE CO	64505	FOREIGN	2,921,342,269	2,728,100,186	193,242,083	11,586,755
HORACE MANN LIFE INS CO	64513	FOREIGN	9,262,815,578	8,789,660,376	473,155,201	31,278,393
IA AMER LIFE INS CO	91693	FOREIGN	148,384,172	98,307,136	50,077,036	470,546
IDEALIFE INS CO	97764	FOREIGN	20,604,241	5,204,328	15,399,913	295,581
ILLINOIS MUT LIFE INS CO	64580	FOREIGN	1,442,321,916	1,212,541,355	229,780,561	7,297,727
INDEPENDENCE LIFE & ANN CO	64602	FOREIGN	3,144,330,768	2,983,028,013	161,302,755	0
INDIVIDUAL ASSUR CO LIFE HLTH & ACC	81779	FOREIGN	27,402,492	17,580,406	9,822,086	9,207
INTEGRITY LIFE INS CO	74780	FOREIGN	9,210,212,750	8,334,454,097	875,758,653	90,072,399
INTRAMERICA LIFE INS CO	64831	FOREIGN	34,902,660	24,771,795	10,130,865	32,417
INVESTORS HERITAGE LIFE INS CO	64904	FOREIGN	454,191,549	424,745,369	29,446,180	492,536
INVESTORS LIFE INS CO N AMER	63487	FOREIGN	609,443,458	553,364,791	56,078,667	854,531
JACKSON NATL LIFE INS CO	65056	FOREIGN	228,787,767,819	224,903,659,313	3,884,108,506	1,330,740,630
JEFFERSON NATL LIFE INS CO	64017	FOREIGN	5,816,939,393	5,782,236,337	34,703,056	103,678,859
JOHN ALDEN LIFE INS CO	65080	FOREIGN	211,713,492	195,158,129	16,555,363	1,986,804
JOHN HANCOCK LIFE & HLTH INS CO	93610	FOREIGN	14,006,751,955	13,114,832,015	891,919,940	14,708,641
JOHN HANCOCK LIFE INS CO USA	65838	FOREIGN	242,823,222,605	234,713,861,584	8,109,361,021	1,370,340,836
KANAWHA INS CO	65110	FOREIGN	2,387,159,879	2,249,509,510	137,650,369	16,583,931
KANSAS CITY LIFE INS CO	65129	FOREIGN	3,411,332,781	3,103,832,135	307,500,640	17,129,468
LAFAYETTE LIFE INS CO	65242	FOREIGN	5,435,898,633	5,117,919,024	317,979,609	25,998,220
LANDMARK LIFE INS CO	82252	FOREIGN	46,492,403	41,629,540	4,862,863	14,367
LANGHORNE REINS AZ LTD	71323	FOREIGN	12,178,480	1,736,002	10,442,478	108,820
LIBERTY BANKERS LIFE INS CO	68543	FOREIGN	1,711,590,898	1,509,650,706	201,940,192	13,470,348
LIBERTY LIFE ASSUR CO OF BOSTON	65315	FOREIGN	19,045,860,050	17,709,142,118	1,336,717,932	111,723,003
LIBERTY NATL LIFE INS CO	65331	FOREIGN	7,411,619,732	6,869,329,810	542,289,922	61,853,608
LIFE INS CO OF AL	65412	FOREIGN	124,819,220	82,362,383	42,456,837	382,933
LIFE INS CO OF N AMER	65498	FOREIGN	8,900,699,529	7,102,464,428	1,798,235,101	182,302,289
LIFE INS CO OF THE SOUTHWEST	65528	FOREIGN	18,743,433,149	17,535,807,729	1,207,625,420	188,640,793
LIFE OF THE SOUTH INS CO	97691	FOREIGN	103,038,119	83,783,347	19,254,772	5,305,101
LIFESecure INS CO	77720	FOREIGN	366,320,286	319,975,831	46,344,455	4,731,774
LIFESHIELD NATL INS CO	99724	FOREIGN	78,732,715	52,503,019	26,229,696	3,731,629
LINCOLN BENEFIT LIFE CO	65595	FOREIGN	11,231,297,814	10,805,496,608	425,801,206	103,725,728
LINCOLN HERITAGE LIFE INS CO	65927	FOREIGN	970,044,646	882,092,257	87,952,389	41,204,026
LINCOLN LIFE & ANN CO OF NY	62057	FOREIGN	14,783,893,100	13,596,548,394	1,187,344,706	10,677,977
LINCOLN NATL LIFE INS CO	65676	FOREIGN	239,826,135,865	231,980,746,511	7,845,389,354	1,875,093,904
LOMBARD INTL LIFE ASSUR CO	60232	FOREIGN	6,546,806,861	6,516,148,343	30,658,518	3,902,362
LONDON LIFE REINS CO	76694	FOREIGN	203,991,749	145,724,880	58,266,869	891
LONGEVITY INS CO	68446	FOREIGN	7,756,496	436	7,756,060	5,194
LOYAL AMER LIFE INS CO	65722	FOREIGN	310,550,432	213,943,578	96,606,854	4,060,664

SOURCE: NAIC ANNUAL STATEMENT – EXH. OF ASSETS; EXH. OF LIABILITIES, SURPLUS AND OTHER FUNDS; STATE PAGE

**AUTHORIZED FLORIDA INSURER FINANCIAL ABSTRACTS, BY NAIC STATEMENT TYPE**

CALENDAR YEAR 2017

PURSUANT TO SECTION 624.315(1)(a), F.S.

COMPANY	NAIC COMPANY CODE	DOMICILE	NET ADMITTED ASSETS (\$)	LIABILITIES (\$)	CAPITAL AND SURPLUS (\$)	FL DIRECT PREMIUMS WRITTEN (\$)
<b>LIFE, ACCIDENT AND HEALTH, TOTAL FLORIDA DIRECT PREMIUMS WRITTEN: \$45,985,443,589</b>						
LUMICO LIFE INS CO	73504	FOREIGN	53,148,138	10,978,060	42,170,078	504,940
MADISON NATL LIFE INS CO INC	65781	FOREIGN	326,308,262	146,660,171	179,648,091	3,867,227
MANHATTAN LIFE INS CO	65870	FOREIGN	581,099,083	526,988,065	54,111,018	9,489,811
MANHATTAN NATL LIFE INS CO	67083	FOREIGN	155,911,845	145,383,900	10,527,945	1,069,305
MASSACHUSETTS MUT LIFE INS CO	65935	FOREIGN	240,063,222,121	224,358,005,468	15,705,216,653	1,779,786,036
MEDAMERICA INS CO OF FL	12967	DOMESTIC	41,835,225	36,769,890	5,065,334	3,746,567
MEDICO CORP LIFE INS CO	79987	FOREIGN	65,574,341	43,249,910	22,324,431	393,613
MEDICO INS CO	31119	FOREIGN	81,907,791	47,087,251	34,820,540	7,086,534
MEMBERS LIFE INS CO	86126	FOREIGN	120,401,083	101,800,523	18,600,560	30,060,217
MERIT LIFE INS CO	65951	FOREIGN	442,190,920	363,105,381	79,085,539	1,077,421
METROPOLITAN LIFE INS CO	65978	FOREIGN	396,508,239,921	386,123,770,969	10,384,468,952	1,207,386,783
METROPOLITAN TOWER LIFE INS CO	97136	FOREIGN	4,921,847,116	4,188,574,148	733,272,968	8,746,691
MID WEST NATL LIFE INS CO OF TN	66087	FOREIGN	63,808,552	36,908,360	26,900,192	1,553,688
MIDLAND NATL LIFE INS CO	66044	FOREIGN	56,495,202,539	53,081,139,717	3,414,062,822	450,126,732
MIDWESTERN UNITED LIFE INS CO	66109	FOREIGN	232,387,362	108,193,058	124,194,303	99,010
MINNESOTA LIFE INS CO	66168	FOREIGN	46,433,636,202	43,373,710,673	3,059,925,528	451,545,420
MML BAY STATE LIFE INS CO	70416	FOREIGN	4,960,548,191	4,665,241,824	295,306,367	2,140,585
MONITOR LIFE INS CO OF NY	81442	FOREIGN	22,004,413	10,290,541	11,713,872	1,258,638
MONY LIFE INS CO	66370	FOREIGN	7,224,168,985	6,790,416,797	433,752,187	10,696,164
MONY LIFE INS CO OF AMER	78077	FOREIGN	3,735,094,259	3,432,430,595	302,663,664	63,234,062
MOTORISTS LIFE INS CO	66311	FOREIGN	471,688,136	403,070,698	68,617,438	1,087,788
MUNICH AMER REASSUR CO	66346	FOREIGN	7,622,746,606	6,904,215,293	718,531,313	0
MUNICH RE US LIFE CORP	69604	FOREIGN	10,858,228	2,303,629	8,554,599	0
MUTUAL OF AMER LIFE INS CO	88668	FOREIGN	21,184,908,181	20,201,606,702	983,301,479	125,982,637
MUTUAL OF OMAHA INS CO	71412	FOREIGN	7,824,432,993	4,634,792,225	3,189,640,769	54,637,684
MUTUAL SAVINGS LIFE INS CO	66397	FOREIGN	467,879,344	426,246,168	41,633,176	125,331
MUTUAL TRUST LIFE INS CO A PAN AMER	66427	FOREIGN	2,015,450,035	1,870,416,639	145,033,396	9,375,665
NASSAU LIFE & ANN CO	93734	FOREIGN	31,145,822	20,905,210	10,240,612	455,128
NASSAU LIFE INS CO	67814	FOREIGN	12,478,180,657	12,028,934,499	449,246,158	20,767,215
NATIONAL BENEFIT LIFE INS CO	61409	FOREIGN	539,510,449	384,213,833	155,296,616	3,519,824
NATIONAL GUARDIAN LIFE INS CO	66583	FOREIGN	3,884,371,624	3,561,817,900	322,553,724	46,985,650
NATIONAL INTEGRITY LIFE INS CO	75264	FOREIGN	4,640,507,383	4,324,578,219	315,929,164	1,537,961
NATIONAL LIFE INS CO	66680	FOREIGN	9,500,039,488	7,484,393,990	2,015,645,498	36,664,576
NATIONAL SECURITY INS CO	66788	FOREIGN	56,440,972	41,592,466	14,848,507	62,622
NATIONAL TEACHERS ASSOC LIFE INS CO	87963	FOREIGN	544,868,776	428,992,904	115,875,872	5,264,355
NATIONAL WESTERN LIFE INS CO	66850	FOREIGN	11,149,824,971	9,775,271,004	1,374,553,967	82,699,639
NATIONWIDE LIFE & ANN INS CO	92657	FOREIGN	20,608,277,399	19,268,707,641	1,339,569,758	539,099,357
NATIONWIDE LIFE INS CO	66869	FOREIGN	145,669,698,440	139,720,375,052	5,949,323,388	1,148,808,455
NEW ENGLAND LIFE INS CO	91626	FOREIGN	10,160,610,197	9,678,082,730	482,527,467	13,266,163
NEW ERA LIFE INS CO	78743	FOREIGN	538,342,557	459,006,808	79,335,749	1,375,120
NEW ERA LIFE INS CO OF MIDWEST	69698	FOREIGN	133,472,271	120,811,140	12,661,131	0
NEW YORK LIFE INS & ANN CORP	91596	FOREIGN	152,850,586,517	143,663,703,198	9,186,883,319	877,400,954
NEW YORK LIFE INS CO	66915	FOREIGN	176,765,547,689	156,408,597,293	20,356,950,396	438,605,498
NIPPON LIFE INS CO OF AMER	81264	FOREIGN	220,700,957	80,993,557	139,707,400	0
NORTH AMER CO LIFE & HLTH INS	66974	FOREIGN	25,607,482,198	24,246,103,073	1,361,379,125	274,027,287
NORTHWESTERN LONG TERM CARE INS CO	69000	FOREIGN	200,551,434	96,444,152	104,107,282	38,043,166
NORTHWESTERN MUT LIFE INS CO	67091	FOREIGN	265,048,751,894	244,198,522,872	20,850,229,022	854,954,899
NYLIFE INS CO OF AZ	81353	FOREIGN	177,178,291	66,875,028	110,303,263	1,936,254
OCCIDENTAL LIFE INS CO OF NC	67148	FOREIGN	257,577,001	230,582,891	26,994,110	2,377,940
OHIO NATL LIFE ASSUR CORP	89206	FOREIGN	3,978,267,795	3,694,354,566	283,913,228	31,186,533
OHIO NATL LIFE INS CO	67172	FOREIGN	31,676,736,483	30,575,186,376	1,101,550,106	190,332,246
OHIO STATE LIFE INS CO	67180	FOREIGN	12,600,342	2,356,729	10,243,613	2,450,136
OLD AMER INS CO	67199	FOREIGN	261,158,289	238,597,574	22,560,718	2,613,295

**SOURCE: NAIC ANNUAL STATEMENT – EXH. OF ASSETS; EXH. OF LIABILITIES, SURPLUS AND OTHER FUNDS; STATE PAGE**

**AUTHORIZED FLORIDA INSURER FINANCIAL ABSTRACTS, BY NAIC STATEMENT TYPE**

CALENDAR YEAR 2017

PURSUANT TO SECTION 624.315(1)(a), F.S.

COMPANY	NAIC COMPANY CODE	DOMICILE	NET ADMITTED ASSETS (\$)	LIABILITIES (\$)	CAPITAL AND SURPLUS (\$)	FL DIRECT PREMIUMS WRITTEN (\$)
<b>LIFE, ACCIDENT AND HEALTH, TOTAL FLORIDA DIRECT PREMIUMS WRITTEN: \$45,985,443,589</b>						
OLD REPUBLIC LIFE INS CO	67261	FOREIGN	122,654,646	87,807,973	34,846,673	564,645
OLD UNITED LIFE INS CO	76007	FOREIGN	84,730,971	36,974,909	47,756,062	105,415
OMAHA HLTH INS CO	88080	FOREIGN	17,109,780	755,530	16,354,250	0
OPTIMUM RE INS CO	88099	FOREIGN	183,433,373	145,960,192	37,473,181	0
OPTUM INS OF OH INC	69647	FOREIGN	185,935,612	138,055,276	47,880,336	81,393
OXFORD LIFE INS CO	76112	FOREIGN	1,954,630,134	1,758,698,954	195,931,180	24,328,133
OZARK NATL LIFE INS CO	67393	FOREIGN	820,887,361	682,081,952	138,805,409	537,945
PACIFIC LIFE & ANN CO	97268	FOREIGN	7,125,281,307	6,584,662,121	540,619,186	3,143,315
PACIFIC LIFE INS CO	67466	FOREIGN	128,652,330,890	119,339,448,842	9,312,882,048	636,499,175
PACIFICARE LIFE & HLTH INS CO	70785	FOREIGN	187,324,791	5,844,378	181,480,413	605,275
PAN AMER ASSUR CO	93459	FOREIGN	25,117,506	6,282,998	18,834,507	4,176,401
PAN AMER ASSUR CO INTL INC	13602	ALIEN	4,838,942	24,805	4,814,137	0
PAN AMER LIFE INS CO	67539	FOREIGN	1,221,125,353	987,001,644	234,123,709	7,385,982
PARK AVENUE LIFE INS CO	60003	FOREIGN	236,503,204	195,317,070	41,186,135	14,722
PARKER CENTENNIAL ASSUR CO	71099	FOREIGN	91,795,037	44,959,630	46,835,406	160,302
PARTNERRE LIFE REINS CO OF AMER	74900	FOREIGN	53,212,209	29,787,381	23,424,828	0
PAUL REVERE LIFE INS CO	67598	FOREIGN	3,570,570,280	3,393,227,829	177,342,451	10,668,170
PAVONIA LIFE INS CO OF MI	93777	FOREIGN	1,034,531,227	967,892,642	66,638,585	2,102,192
PENN INS & ANN CO	93262	FOREIGN	5,320,951,441	4,889,403,594	431,547,847	29,094,959
PENN MUT LIFE INS CO	67644	FOREIGN	20,669,408,859	18,972,008,723	1,697,400,136	104,430,432
PHILADELPHIA AMER LIFE INS CO	67784	FOREIGN	284,848,133	249,318,236	35,529,898	1,712,449
PHL VARIABLE INS CO	93548	FOREIGN	6,319,314,038	6,135,216,883	184,097,155	55,978,380
PHYSICIANS LIFE INS CO	72125	FOREIGN	1,632,082,414	1,480,688,843	151,393,571	9,539,984
PHYSICIANS MUT INS CO	80578	FOREIGN	2,291,892,719	1,340,721,695	951,171,024	8,931,942
PIONEER AMER INS CO	67873	FOREIGN	68,668,863	47,401,972	21,266,891	1,359,830
PIONEER MUT LIFE INS CO	67911	FOREIGN	517,858,469	480,370,783	37,487,686	853,926
PIONEER SECURITY LIFE INS CO	67946	FOREIGN	80,575,612	31,606,485	48,969,127	5,341,267
PLATEAU INS CO	97152	FOREIGN	26,914,210	13,230,826	13,683,384	1,506,411
PRIMERICA LIFE INS CO	65919	FOREIGN	1,493,750,237	895,749,268	598,000,969	162,268,466
PRINCIPAL LIFE INS CO	61271	FOREIGN	189,004,019,539	184,057,243,646	4,946,775,893	1,117,170,479
PRINCIPAL NATL LIFE INS CO	71161	FOREIGN	316,903,642	168,032,105	148,871,537	52,810,379
PROFESSIONAL INS CO	68047	FOREIGN	109,630,571	64,672,391	44,958,180	2,770,277
PROTECTIVE LIFE & ANNUITY INS CO	88536	FOREIGN	2,076,543,564	1,920,641,610	155,901,955	1,664,945
PROTECTIVE LIFE INS CO	68136	FOREIGN	47,662,817,708	43,380,541,033	4,282,276,674	238,421,419
PROVIDENT AMER LIFE & HLTH INS CO	67903	FOREIGN	9,013,231	2,468,914	6,544,317	32,957
PROVIDENT LIFE & ACCIDENT INS CO	68195	FOREIGN	8,033,954,711	7,428,921,139	605,033,572	65,106,054
PRUCO LIFE INS CO	79227	FOREIGN	122,428,297,168	121,063,408,025	1,364,889,143	733,369,408
PRUDENTIAL ANN LIFE ASSUR CORP	86630	FOREIGN	58,738,657,285	50,679,729,761	8,058,927,524	6,433,604
PRUDENTIAL INS CO OF AMER	68241	FOREIGN	266,164,441,118	256,216,169,165	9,948,271,953	924,516,198
PRUDENTIAL RETIREMENT INS & ANN CO	93629	FOREIGN	75,337,789,568	74,281,026,297	1,056,763,271	191,800,642
PURITAN LIFE INS CO OF AMER	71390	FOREIGN	119,417,225	101,083,676	18,333,549	1,736,268
PYRAMID LIFE INS CO	68284	FOREIGN	72,400,763	56,852,880	15,547,883	1,377,182
RELIABLE LIFE INS CO	68357	FOREIGN	21,477,198	10,405,599	11,071,600	22,369
RELIANCE STANDARD LIFE INS CO	68381	FOREIGN	12,172,528,694	11,020,491,361	1,152,037,333	183,636,007
RELIASTAR LIFE INS CO	67105	FOREIGN	19,910,111,149	18,427,034,699	1,483,076,450	196,850,548
RELIASTAR LIFE INS CO OF NY	61360	FOREIGN	3,016,749,381	2,744,063,052	272,686,329	6,791,383
RESERVE NATL INS CO	68462	FOREIGN	121,529,648	96,717,028	24,812,619	2,191,633
RESOURCE LIFE INS CO	61506	FOREIGN	6,973,695	270,351	6,703,344	0
RGA REINS CO	93572	FOREIGN	33,356,073,756	31,772,066,594	1,584,007,162	0
RIVERSOURCE LIFE INS CO	65005	FOREIGN	107,010,085,641	104,620,053,705	2,390,031,936	361,833,278
S USA LIFE INS CO INC	60183	FOREIGN	17,472,893	9,435,707	8,037,186	355,332
SAGICOR LIFE INS CO	60445	FOREIGN	1,115,003,358	1,042,504,124	72,499,234	18,625,752
SCOR GLOBAL LIFE AMER REINS CO	64688	FOREIGN	1,112,021,322	904,015,776	208,005,546	0

**SOURCE: NAIC ANNUAL STATEMENT – EXH. OF ASSETS; EXH. OF LIABILITIES, SURPLUS AND OTHER FUNDS; STATE PAGE**



**AUTHORIZED FLORIDA INSURER FINANCIAL ABSTRACTS, BY NAIC STATEMENT TYPE**

CALENDAR YEAR 2017

PURSUANT TO SECTION 624.315(1)(a), F.S.

COMPANY	NAIC COMPANY CODE	DOMICILE	NET ADMITTED ASSETS (\$)	LIABILITIES (\$)	CAPITAL AND SURPLUS (\$)	FL DIRECT PREMIUMS WRITTEN (\$)
<b>LIFE, ACCIDENT AND HEALTH, TOTAL FLORIDA DIRECT PREMIUMS WRITTEN: \$45,985,443,589</b>						
SCOR GLOBAL LIFE RE INS CO OF DE	87017	FOREIGN	375,379,677	278,026,913	97,352,764	0
SCOR GLOBAL LIFE USA REINS CO	97071	FOREIGN	817,305,617	540,168,098	277,137,518	0
SCOTTISH RE US INC	87572	FOREIGN	1,654,480,309	1,604,349,132	50,131,177	0
SECURIAN LIFE INS CO	93742	FOREIGN	775,744,653	470,452,285	305,292,367	48,429,609
SECURITY BENEFIT LIFE INS CO	68675	FOREIGN	33,099,466,893	31,198,840,305	1,900,626,588	271,916,307
SECURITY LIFE OF DENVER INS CO	68713	FOREIGN	14,548,176,466	13,597,663,871	950,512,595	79,527,992
SECURITY MUT LIFE INS CO OF NY	68772	FOREIGN	2,751,868,197	2,595,989,075	155,879,122	15,338,077
SECURITY NATL LIFE INS CO	69485	FOREIGN	584,658,216	548,376,731	36,281,485	3,403,792
SENIOR HLTH INS CO OF PA	76325	FOREIGN	2,688,468,510	2,675,819,343	12,649,166	7,264,940
SENIOR LIFE INS CO	78662	FOREIGN	57,658,860	46,400,142	11,258,718	4,962,101
SENTINEL AMER LIFE INS CO	77119	FOREIGN	27,253,676	21,995,519	5,258,156	47
SENTINEL SECURITY LIFE INS CO	68802	FOREIGN	798,876,166	759,438,875	39,437,291	96,432,435
SENTRY LIFE INS CO	68810	FOREIGN	6,958,148,075	6,685,262,456	272,885,619	12,363,109
SETTLERS LIFE INS CO	97241	FOREIGN	415,500,459	371,189,263	44,311,196	1,415,653
SHELTERPOINT INS CO	89958	DOMESTIC	8,638,580	627,083	8,011,497	0
SHELTERPOINT LIFE INS CO	81434	FOREIGN	114,915,495	53,947,916	60,967,579	0
SHENANDOAH LIFE INS CO	68845	FOREIGN	1,036,412,786	941,789,819	94,622,967	3,996,041
SOUTHERN FARM BUREAU LIFE INS CO	68896	FOREIGN	14,191,659,486	11,632,957,032	2,558,702,454	45,011,291
SOUTHERN LIFE & HLTH INS CO	88323	FOREIGN	73,924,567	41,742,960	32,181,607	0
SOUTHLAND NATL INS CORP	79057	FOREIGN	418,320,318	384,519,310	33,801,008	12,894
STANDARD INS CO	69019	FOREIGN	23,952,005,630	22,843,636,422	1,108,369,208	244,596,053
STANDARD LIFE & ACCIDENT INS CO	86355	FOREIGN	521,568,210	232,099,289	289,468,921	7,949,024
STANDARD LIFE & CAS INS CO	71706	FOREIGN	29,885,481	25,012,564	4,872,917	669,078
STANDARD SECURITY LIFE INS CO OF NY	69078	FOREIGN	131,485,847	65,886,283	65,599,564	3,511,373
STARMOUNT LIFE INS CO	68985	FOREIGN	79,850,698	42,401,341	37,449,357	2,064,712
STATE FARM LIFE INS CO	69108	FOREIGN	73,080,002,873	62,175,298,698	10,904,704,176	257,335,304
STATE LIFE INS CO	69116	FOREIGN	7,828,025,179	7,389,214,378	438,810,801	62,589,161
STATE MUT INS CO	69132	FOREIGN	267,275,674	238,221,461	29,054,213	3,469,291
STERLING INVESTORS LIFE INS CO	89184	FOREIGN	54,554,010	44,800,690	9,753,320	2,517,894
STERLING LIFE INS CO	77399	FOREIGN	35,411,044	21,001,398	14,409,646	192,315
SUN LIFE & HLTH INS CO	80926	FOREIGN	943,156,283	813,262,602	129,893,681	1,967,637
SUNSET LIFE INS CO OF AMER	69272	FOREIGN	316,291,710	291,063,864	25,227,851	214,763
SURETY LIFE INS CO	69310	FOREIGN	19,081,489	535,719	18,545,769	1,496,701
SWISS RE LIFE & HLTH AMER INC	82627	FOREIGN	14,134,080,316	12,976,668,841	1,157,411,475	0
SYMETRA LIFE INS CO	68608	FOREIGN	36,482,771,553	34,263,861,286	2,218,910,267	432,622,722
SYMETRA NATL LIFE INS CO	90581	FOREIGN	17,261,932	6,376,364	10,885,568	6,187
TALCOTT RESOLUTION LIFE & ANN INS CO	71153	FOREIGN	36,378,571,888	35,239,600,200	1,138,971,688	79,845,985
TALCOTT RESOLUTION LIFE INS CO	88072	FOREIGN	109,356,592,611	105,804,093,018	3,552,499,593	257,792,750
TEACHERS INS & ANN ASSOC OF AMER	69345	FOREIGN	295,146,995,196	258,810,925,758	36,336,069,438	434,075,012
TEXAS LIFE INS CO	69396	FOREIGN	1,158,070,028	1,083,679,667	74,390,361	6,573,220
TEXAS SERV LIFE INS CO	83160	FOREIGN	80,049,180	67,381,212	12,667,968	0
THE CINCINNATI LIFE INS CO	76236	FOREIGN	4,407,172,258	4,212,034,131	195,138,127	8,172,890
THE SAVINGS BANK MUT LIFE INS CO OF	70435	FOREIGN	3,032,422,202	2,829,899,680	202,522,522	11,638,972
THRIVENT LIFE INS CO	97721	FOREIGN	3,840,581,059	3,684,027,546	156,553,513	5,064,756
TIAA CREF LIFE INS CO	60142	FOREIGN	12,556,662,557	12,145,121,716	411,540,841	49,632,963
TIER ONE INS CO	92908	FOREIGN	9,152,942	-28,661	9,181,603	0
TIME INS CO II	69477	FOREIGN	82,227,232	39,704,111	42,523,121	16,735,224
TRANS OCEANIC LIFE INS CO	69523	FOREIGN	72,500,944	39,157,073	33,343,871	2,830
TRANS WORLD ASSUR CO	69566	FOREIGN	346,792,447	260,463,493	86,328,954	594,657
TRANSAMERICA ADVISORS LIFE INS CO	79022	FOREIGN	8,261,497,612	7,530,432,213	731,065,399	1,345,513
TRANSAMERICA FINANCIAL LIFE INS CO	70688	FOREIGN	34,192,478,608	33,142,093,175	1,050,385,433	259,535,442
TRANSAMERICA LIFE INS CO	86231	FOREIGN	125,308,205,260	119,896,496,495	5,411,708,765	736,615,226
TRANSAMERICA PREMIER LIFE INS CO	66281	FOREIGN	49,940,760,547	48,347,494,157	1,593,266,390	242,199,421

**SOURCE: NAIC ANNUAL STATEMENT – EXH. OF ASSETS; EXH. OF LIABILITIES, SURPLUS AND OTHER FUNDS; STATE PAGE**

**AUTHORIZED FLORIDA INSURER FINANCIAL ABSTRACTS, BY NAIC STATEMENT TYPE**

CALENDAR YEAR 2017

PURSUANT TO SECTION 624.315(1)(a), F.S.

COMPANY	NAIC COMPANY CODE	DOMICILE	NET ADMITTED ASSETS (\$)	LIABILITIES (\$)	CAPITAL AND SURPLUS (\$)	FL DIRECT PREMIUMS WRITTEN (\$)
<b>LIFE, ACCIDENT AND HEALTH, TOTAL FLORIDA DIRECT PREMIUMS WRITTEN: \$45,985,443,589</b>						
TRUSTMARK INS CO	61425	FOREIGN	1,547,984,610	1,224,174,235	323,810,375	61,852,714
TRUSTMARK LIFE INS CO	62863	FOREIGN	302,960,531	138,589,803	164,370,728	2,297,868
UBS LIFE INS CO USA	67423	FOREIGN	42,039,638	1,490,117	40,549,521	0
UNICARE LIFE & HLTH INS CO	80314	FOREIGN	283,900,568	213,809,678	70,090,890	512,054
UNIFIED LIFE INS CO	11121	FOREIGN	208,010,160	183,027,428	24,982,732	2,790,198
UNIMERICA INS CO	91529	FOREIGN	502,546,056	316,492,901	186,053,155	4,836,459
UNION FIDELITY LIFE INS CO	62596	FOREIGN	20,435,400,997	19,898,843,428	536,557,569	1,519,136
UNION LABOR LIFE INS CO	69744	FOREIGN	3,614,226,098	3,519,997,100	94,228,998	2,217,426
UNION NATL LIFE INS CO	69779	FOREIGN	20,652,417	4,535,950	16,116,467	17,871
UNION SECURITY INS CO	70408	FOREIGN	2,698,740,975	2,584,854,721	113,886,254	63,888,964
UNITED AMER INS CO	92916	FOREIGN	766,690,928	604,656,643	162,034,285	131,071,114
UNITED HERITAGE LIFE INS CO	63983	FOREIGN	574,231,132	510,908,514	63,322,618	100,853
UNITED HOME LIFE INS CO	69922	FOREIGN	92,790,507	73,330,712	19,459,796	5,466,426
UNITED INS CO OF AMER	69930	FOREIGN	3,833,583,604	3,411,779,698	421,803,907	22,004,870
UNITED LIFE INS CO	69973	FOREIGN	1,497,954,597	1,353,421,854	144,532,743	230,901
UNITED OF OMAHA LIFE INS CO	69868	FOREIGN	22,803,249,276	21,197,531,945	1,605,717,331	304,681,417
UNITED SECURITY ASSUR CO OF PA	42129	FOREIGN	23,871,815	12,257,414	11,614,401	2,371,926
UNITED STATES LIFE INS CO IN THE CIT	70106	FOREIGN	29,430,505,147	27,674,105,039	1,756,400,108	30,236,899
UNITED WORLD LIFE INS CO	72850	FOREIGN	122,764,222	74,042,112	48,722,110	9,398,034
UNITEDHEALTHCARE INS CO	79413	FOREIGN	19,617,542,351	13,262,331,787	6,355,210,564	6,034,773,270
UNITEDHEALTHCARE LIFE INS CO	97179	FOREIGN	224,228,879	81,289,926	142,938,953	9,978,267
UNITY FINANCIAL LIFE INS CO	63819	FOREIGN	268,788,204	253,627,247	15,160,957	3,295,380
UNUM INS CO	67601	FOREIGN	60,003,999	13,911,437	46,092,562	113,234
UNUM LIFE INS CO OF AMER	62235	FOREIGN	21,455,000,311	19,726,959,241	1,728,041,069	233,268,390
US BR GREAT WEST LIFE ASSUR CO	80705	FOREIGN	75,006,730	50,979,356	24,027,374	730,708
US BR SUN LIFE ASSUR CO OF CANADA	80802	ALIEN	19,086,124,097	18,169,202,472	916,921,625	185,120,364
US BUSINESS OF CANADA LIFE ASSUR CO	80659	ALIEN	4,581,812,297	4,434,680,219	147,132,078	4,412,365
US FINANCIAL LIFE INS CO	84530	FOREIGN	541,434,714	468,053,837	73,380,877	8,252,696
USAA LIFE INS CO	69663	FOREIGN	24,666,800,359	22,200,118,686	2,466,681,673	178,914,587
USABLE LIFE	94358	FOREIGN	535,278,842	257,204,854	278,073,988	5,146,243
VANTIS LIFE INS CO	68632	FOREIGN	421,854,852	376,808,213	45,046,638	6,916,295
VARIABLE ANN LIFE INS CO	70238	FOREIGN	81,664,956,163	78,864,992,198	2,799,963,965	766,678,348
VOYA INS & ANN CO	80942	FOREIGN	58,725,077,666	56,889,925,776	1,835,151,890	125,798,226
VOYA RETIREMENT INS & ANN CO	86509	FOREIGN	104,542,944,436	102,750,223,198	1,792,721,239	673,240,689
WASHINGTON NATL INS CO	70319	FOREIGN	5,418,462,135	5,045,213,065	373,249,070	32,895,719
WEST COAST LIFE INS CO	70335	FOREIGN	5,244,818,868	4,843,891,123	400,927,746	31,174,409
WESTERN & SOUTHERN LIFE INS CO	70483	FOREIGN	10,551,450,711	5,452,111,458	5,099,339,253	9,605,832
WESTERN SOUTHERN LIFE ASSUR CO	92622	FOREIGN	12,452,454,726	11,471,898,434	980,556,292	46,351,872
WESTERN UNITED LIFE ASSUR CO	85189	FOREIGN	1,201,031,675	1,123,026,108	78,005,567	24,267
WILCAC LIFE INS CO	62413	FOREIGN	2,378,268,726	2,235,092,974	143,175,752	1,173,905
WILCO LIFE INS CO	65900	FOREIGN	2,902,241,502	2,788,413,985	113,827,506	12,663,972
WILLIAM PENN LIFE INS CO OF NY	66230	FOREIGN	1,185,243,825	1,075,193,203	110,050,622	8,396,746
WILTON REASSUR CO	66133	FOREIGN	15,004,137,828	14,348,447,273	655,690,555	0
WILTON REASSUR LIFE CO OF NY	60704	FOREIGN	895,758,488	802,891,512	92,866,976	2,898,562
ZURICH AMER LIFE INS CO	90557	FOREIGN	14,226,526,191	14,106,949,699	119,576,491	330,123,167
<b>PROPERTY AND CASUALTY, TOTAL FLORIDA DIRECT PREMIUMS WRITTEN: \$50,368,171,821</b>						
21ST CENTURY CENTENNIAL INS CO	34789	FOREIGN	601,136,860	77,735	601,059,126	78,708,891
21ST CENTURY IND INS CO	43974	FOREIGN	69,280,394	18,954	69,261,440	1,648,307
21ST CENTURY INS CO	12963	FOREIGN	997,852,134	1,716,725	996,135,409	0
21ST CENTURY N AMER INS CO	32220	FOREIGN	594,567,019	22,503,307	572,063,712	7,723,878
21ST CENTURY PREFERRED INS CO	22225	FOREIGN	42,400,855	14,709	42,386,146	2,110,970
21ST CENTURY PREMIER INS CO	20796	FOREIGN	289,310,570	17,346	289,293,224	6,373
@HOME INS CO	23833	FOREIGN	200,768,319	158,617	200,609,701	0
ACA FIN GUAR CORP	22896	FOREIGN	266,916,037	210,582,619	56,333,418	0

**SOURCE: NAIC ANNUAL STATEMENT – EXH. OF ASSETS; EXH. OF LIABILITIES, SURPLUS AND OTHER FUNDS; STATE PAGE**

**AUTHORIZED FLORIDA INSURER FINANCIAL ABSTRACTS, BY NAIC STATEMENT TYPE**

CALENDAR YEAR 2017

PURSUANT TO SECTION 624.315(1)(a), F.S.

COMPANY	NAIC COMPANY CODE	DOMICILE	NET ADMITTED ASSETS (\$)	LIABILITIES (\$)	CAPITAL AND SURPLUS (\$)	FL DIRECT PREMIUMS WRITTEN (\$)
<b>PROPERTY AND CASUALTY, TOTAL FLORIDA DIRECT PREMIUMS WRITTEN: \$50,368,171,821</b>						
ACADEMIC MEDICAL PROFESSIONALS INS E	12934	FOREIGN	4,818,515	2,408,025	2,410,490	81,341
ACCEPTANCE IND INS CO	20010	FOREIGN	330,637,515	149,006,910	181,630,605	2,652,373
ACCIDENT FUND GEN INS CO	12304	FOREIGN	250,796,192	178,600,093	72,196,099	5,153,570
ACCIDENT FUND INS CO OF AMER	10166	FOREIGN	3,664,536,365	2,669,827,364	994,709,001	8,070,935
ACCIDENT FUND NATL INS CO	12305	FOREIGN	194,621,596	111,067,152	83,554,444	1,687,073
ACCIDENT INS CO INC	11573	FOREIGN	87,334,316	60,921,891	26,412,425	-135,658
ACCREDITED SURETY & CAS CO INC	26379	DOMESTIC	148,717,062	94,253,658	54,463,404	1,071,096
ACE AMER INS CO	22667	FOREIGN	13,605,973,247	11,074,166,495	2,531,806,752	318,096,012
ACE FIRE UNDERWRITERS INS CO	20702	FOREIGN	119,883,232	41,812,381	78,070,851	3,217,308
ACE INS CO OF THE MIDWEST	26417	FOREIGN	68,846,810	30,941,228	37,905,582	98,738,546
ACE PROP & CAS INS CO	20699	FOREIGN	8,693,129,945	6,722,809,798	1,970,320,147	49,577,195
ACIG INS CO	19984	FOREIGN	503,401,695	360,430,787	142,970,908	1,408,538
ACSTAR INS CO	22950	FOREIGN	52,610,323	29,014,251	23,596,072	24,359
ADDISON INS CO	10324	FOREIGN	125,340,674	77,284,449	48,056,225	9,319,993
ADM INS CO	33987	FOREIGN	103,096,916	79,952,531	23,144,385	0
ADMIRAL IND CO	44318	FOREIGN	59,498,249	16,738,872	42,759,376	0
ADMIRAL INS CO	24856	FOREIGN	749,376,572	83,340,581	666,035,990	34,800,524
ADRIATIC INS CO	39381	FOREIGN	95,357,773	20,137,070	75,220,703	3,087,378
ADVANCED PROVIDERS INS RRG INC	12166	FOREIGN	1,513,440	78,071	1,435,369	0
ADVANTAGE WORKERS COMP INS CO	40517	FOREIGN	508,062,490	292,568,896	215,493,594	631,415
AEGIS SECURITY INS CO	33898	FOREIGN	148,678,800	94,940,232	53,738,568	2,683,185
AETNA INS CO OF CT	36153	FOREIGN	16,349,605	431,715	15,917,890	0
AFFILIATED FM INS CO	10014	FOREIGN	3,163,024,048	1,383,151,582	1,779,872,466	22,816,489
AFFILIATES INS RECIP A RRG	13677	FOREIGN	7,320,864	1,564,091	5,756,773	33,370
AGCS MARINE INS CO	22837	FOREIGN	312,118,355	115,581,003	196,537,352	33,850,590
AGENCY INS CO OF MD INC	35173	FOREIGN	177,407,734	133,514,084	43,893,650	387,287
AGENT ALLIANCE INS CO	10389	FOREIGN	67,180,937	16,204,582	50,976,355	1,053,158
AGRI GEN INS CO	42757	FOREIGN	99,693,131	11,914,108	87,779,023	8,285,576
AIG ASSUR CO	40258	FOREIGN	35,074,620	716,331	34,358,289	214,918
AIG PROP CAS CO	19402	FOREIGN	444,034,016	27,276,795	416,757,221	259,441,574
AIG SPECIALTY INS CO	26883	FOREIGN	115,597,107	32,586,431	83,010,676	30,883,934
AIU INS CO	19399	FOREIGN	80,405,474	3,064,625	77,340,849	-258,684
AIX SPECIALTY INS CO	12833	FOREIGN	56,856,072	10,785,653	46,070,419	12,077,692
ALAMANCE INS CO	10957	FOREIGN	466,307,574	95,812,134	370,495,440	0
ALASKA NATL INS CO	38733	FOREIGN	1,004,700,198	524,384,319	480,315,879	417,947
ALEA NORTH AMERICA INS CO	24899	FOREIGN	189,680,388	135,669,561	54,010,827	0
ALFA MUT INS CO	19135	FOREIGN	1,344,864,755	845,337,384	499,527,371	0
ALLEGHENY CAS CO	13285	FOREIGN	36,099,392	13,458,393	22,640,999	1,047,427
ALLEGIANZ INS CO INC A RRG	11965	FOREIGN	30,811,867	17,499,257	13,312,610	1,034,428
ALLIANCE OF NONPROFITS FOR INS RRG	10023	FOREIGN	106,833,322	68,660,344	38,172,978	5,218,539
ALLIANZ GLOBAL RISKS US INS CO	35300	FOREIGN	7,625,636,318	5,775,060,769	1,850,575,549	18,804,129
ALLIANZ REINS AMER INC	21911	FOREIGN	3,390,422,842	2,795,599,261	594,823,581	0
ALLIANZ UNDERWRITERS INS CO	36420	FOREIGN	95,167,002	21,625,878	73,541,124	3,734,464
ALLIED EASTERN IND CO	11242	FOREIGN	95,603,926	80,111,129	15,492,797	225,208
ALLIED INS CO OF AMER	10127	FOREIGN	78,291,264	63,923,876	14,367,388	31,211,484
ALLIED PROFESSIONALS INS CO RRG	11710	FOREIGN	48,206,348	26,751,868	21,454,479	838,122
ALLIED PROP & CAS INS CO	42579	FOREIGN	400,342,288	339,893,488	60,448,800	69,490,694
ALLIED WORLD ASSUR CO US INC	19489	FOREIGN	337,722,262	197,036,981	140,685,281	31,792,706
ALLIED WORLD INS CO	22730	FOREIGN	1,788,067,367	776,451,552	1,011,615,814	8,870,716
ALLIED WORLD NATL ASSUR CO	10690	FOREIGN	320,916,684	167,183,886	153,732,798	18,005,542
ALLIED WORLD SPECIALTY INS CO	16624	FOREIGN	829,148,481	409,953,651	419,194,830	4,229,092
ALLIED WORLD SURPLUS LINES INS CO	24319	FOREIGN	263,308,505	166,824,887	96,483,618	17,282,573
ALLMERICA FIN BENEFIT INS CO	41840	FOREIGN	45,310,608	24,796	45,285,812	5,054,688

SOURCE: NAIC ANNUAL STATEMENT – EXH. OF ASSETS; EXH. OF LIABILITIES, SURPLUS AND OTHER FUNDS; STATE PAGE

**AUTHORIZED FLORIDA INSURER FINANCIAL ABSTRACTS, BY NAIC STATEMENT TYPE**

CALENDAR YEAR 2017

PURSUANT TO SECTION 624.315(1)(a), F.S.

COMPANY	NAIC COMPANY CODE	DOMICILE	NET ADMITTED ASSETS (\$)	LIABILITIES (\$)	CAPITAL AND SURPLUS (\$)	FL DIRECT PREMIUMS WRITTEN (\$)
<b>PROPERTY AND CASUALTY, TOTAL FLORIDA DIRECT PREMIUMS WRITTEN: \$50,368,171,821</b>						
ALLSTATE FIRE & CAS INS CO	29688	FOREIGN	245,101,330	5,598,351	239,502,979	1,023,179,162
ALLSTATE IND CO	19240	FOREIGN	115,246,891	12,473,239	102,773,652	128,783,211
ALLSTATE INS CO	19232	FOREIGN	48,302,495,037	30,848,063,820	17,454,431,217	489,550,159
ALLSTATE NORTHBROOK IND CO	36455	FOREIGN	59,015,607	327,748	58,687,859	0
ALLSTATE PROP & CAS INS CO	17230	FOREIGN	236,691,781	20,857,095	215,834,686	191,665,305
ALLSTATE VEHICLE & PROP INS CO	37907	FOREIGN	63,074,201	7,920,678	55,153,523	0
ALPHA PROP & CAS INS CO	38156	FOREIGN	30,118,756	16,760,760	13,357,996	8,022,461
ALTERRA AMER INS CO	21296	FOREIGN	392,630,833	169,603,575	223,027,258	254,525
AMALGAMATED CAS INS CO	13293	FOREIGN	59,710,975	17,092,690	42,618,285	2,006,012
AMBAC ASSUR CORP	18708	FOREIGN	5,455,653,515	4,756,039,719	699,613,796	202,308
AMCO INS CO	19100	FOREIGN	959,310,348	749,491,218	209,819,130	202,794
AMERICAN AGRI BUSINESS INS CO	12548	FOREIGN	715,201,499	683,729,160	31,472,339	12,897,437
AMERICAN AGRICULTURAL INS CO	10103	FOREIGN	1,338,904,073	754,145,577	584,758,496	0
AMERICAN ALT INS CORP	19720	FOREIGN	590,270,963	388,597,549	201,673,414	41,579,346
AMERICAN ASSOC OF OTHODONTISTS RRG	10232	FOREIGN	48,241,204	31,002,803	17,238,401	572,149
AMERICAN AUTOMOBILE INS CO	21849	FOREIGN	126,008,868	47,980,156	78,028,712	19,048,102
AMERICAN BANKERS INS CO OF FL	10111	DOMESTIC	2,353,369,478	1,791,595,756	561,773,722	1,829,862,465
AMERICAN BUILDERS INS CO	11240	FOREIGN	146,316,007	104,330,385	41,985,622	36,209,344
AMERICAN BUILDERS INS CO RRG INC	12631	FOREIGN	1,208,670	601,718	606,952	372,243
AMERICAN CAPITAL ASSUR CORP	12601	DOMESTIC	122,555,924	58,359,880	64,196,044	68,576,124
AMERICAN CAS CO OF READING PA	20427	FOREIGN	142,198,544	42,098	142,156,446	34,810,396
AMERICAN COASTAL INS CO	12968	DOMESTIC	327,218,530	166,980,285	160,238,245	234,516,254
AMERICAN COMMERCE INS CO	19941	FOREIGN	340,722,323	239,297,562	101,424,761	1,107,660
AMERICAN COMPENSATION INS CO	45934	FOREIGN	73,872,766	19,553,589	54,319,177	4,125,247
AMERICAN CONTRACTORS IND CO	10216	FOREIGN	338,261,733	209,709,391	128,552,342	1,950,757
AMERICAN CONTRACTORS INS CO RRG	12300	FOREIGN	36,438,199	26,093,179	10,345,020	2,059,949
AMERICAN ECONOMY INS CO	19690	FOREIGN	72,347,856	3,579,376	68,768,482	13,085,586
AMERICAN EMPIRE INS CO	37990	FOREIGN	21,471,264	512,734	20,958,530	0
AMERICAN EMPIRE SURPLUS LINES INS CO	35351	FOREIGN	467,907,681	314,256,738	153,650,943	8,235,607
AMERICAN EQUITY INS CO	43117	FOREIGN	98,666,144	89,982	98,576,162	0
AMERICAN EQUITY SPECIALTY INS CO	10819	FOREIGN	78,428,700	51,101,002	27,327,698	0
AMERICAN EXCESS INS EXCH RRG	10903	FOREIGN	308,257,410	130,465,218	177,792,192	0
AMERICAN FAMILY HOME INS CO	23450	DOMESTIC	423,194,947	244,827,239	178,367,708	2,536,604
AMERICAN FAMILY MUT INS CO SI	19275	FOREIGN	17,157,398,174	10,526,033,362	6,631,364,812	0
AMERICAN FIRE & CAS CO	24066	FOREIGN	46,176,475	5,477,037	40,699,436	4,206,056
AMERICAN GUAR & LIAB INS	26247	FOREIGN	259,191,724	74,692,444	184,499,280	106,614,120
AMERICAN HALLMARK INS CO OF TX	43494	FOREIGN	423,522,289	291,719,432	131,802,857	137,060
AMERICAN HOME ASSUR CO	19380	FOREIGN	25,639,682,891	19,401,862,450	6,237,820,441	86,185,743
AMERICAN INDEPENDENT INS CO	17957	FOREIGN	91,126,625	87,518,908	3,607,717	0
AMERICAN INS CO	21857	FOREIGN	112,650,766	45,978,083	66,672,683	8,027,252
AMERICAN INTEGRITY INS CO OF FL	12841	DOMESTIC	246,260,398	172,248,556	74,011,842	292,351,744
AMERICAN INTERSTATE INS CO	31895	FOREIGN	1,234,544,237	852,482,738	382,061,499	39,136,145
AMERICAN MERCURY INS CO	16810	FOREIGN	368,729,488	193,295,919	175,433,569	145,353
AMERICAN MILLENNIUM INS CO	26140	FOREIGN	34,357,751	25,631,774	8,725,977	0
AMERICAN MODERN HOME INS CO	23469	FOREIGN	1,030,650,640	651,893,189	378,757,451	4,436,227
AMERICAN MODERN INS CO OF FL	12314	DOMESTIC	35,424,036	24,567,359	10,856,677	13,349,512
AMERICAN MODERN SELECT INS CO	38652	FOREIGN	222,311,275	162,849,617	59,461,658	900
AMERICAN MODERN SURPLUS LINES INS CO	12489	FOREIGN	62,657,512	34,252,994	28,404,518	47,292
AMERICAN NATL GEN INS CO	39942	FOREIGN	109,493,335	44,013,697	65,479,638	0
AMERICAN NATL LLOYDS INS CO	10043	FOREIGN	86,738,547	20,113,484	66,625,063	752,565
AMERICAN NATL PROP & CAS CO	28401	FOREIGN	1,417,973,899	761,513,154	656,460,745	6,244,403
AMERICAN PET INS CO	12190	FOREIGN	75,917,720	38,727,990	37,189,730	15,853,893
AMERICAN PLATINUM PROP & CAS INS CO	13563	DOMESTIC	22,350,324	5,717,617	16,632,707	6,409,212

SOURCE: NAIC ANNUAL STATEMENT – EXH. OF ASSETS; EXH. OF LIABILITIES, SURPLUS AND OTHER FUNDS; STATE PAGE

**AUTHORIZED FLORIDA INSURER FINANCIAL ABSTRACTS, BY NAIC STATEMENT TYPE**

CALENDAR YEAR 2017

PURSUANT TO SECTION 624.315(1)(a), F.S.

COMPANY	NAIC COMPANY CODE	DOMICILE	NET ADMITTED ASSETS (\$)	LIABILITIES (\$)	CAPITAL AND SURPLUS (\$)	FL DIRECT PREMIUMS WRITTEN (\$)
<b>PROPERTY AND CASUALTY, TOTAL FLORIDA DIRECT PREMIUMS WRITTEN: \$50,368,171,821</b>						
AMERICAN PROP INS CO	21806	FOREIGN	24,725,963	16,161,452	8,564,511	2,661,232
AMERICAN RELIABLE INS CO	19615	FOREIGN	219,221,048	134,771,710	84,449,338	9,546,490
AMERICAN ROAD INS CO	19631	FOREIGN	711,890,640	441,495,441	270,395,199	15,654,059
AMERICAN SAFETY INS CO	33103	FOREIGN	16,673,315	425,327	16,247,988	2,019,839
AMERICAN SECURITY INS CO	42978	FOREIGN	1,376,299,861	870,020,024	506,279,837	250,584,032
AMERICAN SENTINEL INS CO	17965	FOREIGN	43,270,238	25,435,820	17,834,418	0
AMERICAN SERV INS CO INC	42897	FOREIGN	187,368,054	157,643,606	29,724,448	0
AMERICAN SOUTHERN HOME INS CO	41998	DOMESTIC	135,286,581	87,980,809	47,305,772	24,497,295
AMERICAN SOUTHERN INS CO	10235	FOREIGN	115,430,387	72,082,046	43,348,341	11,587,343
AMERICAN STATES INS CO	19704	FOREIGN	143,479,128	10,476,557	133,002,571	22,065,802
AMERICAN STRATEGIC INS CORP	10872	DOMESTIC	1,223,090,785	714,943,028	508,147,757	145,660,036
AMERICAN SUMMIT INS CO	19623	FOREIGN	40,921,529	18,143,992	22,777,537	0
AMERICAN SURETY CO	31380	FOREIGN	14,167,028	3,712,961	10,454,067	989,211
AMERICAN TRADITIONS INS CO	12359	DOMESTIC	68,951,728	49,047,404	19,904,324	57,719,211
AMERICAN WESTERN HOME INS CO	35912	FOREIGN	162,736,251	91,589,197	71,147,054	-255,894
AMERICAN ZURICH INS CO	40142	FOREIGN	332,782,519	97,887,108	234,895,411	141,698,070
AMERIGUARD RRG INC	12171	FOREIGN	14,699,523	4,933,377	9,766,146	0
AMERISURE INS CO	19488	FOREIGN	875,049,308	633,261,792	241,787,516	146,914,278
AMERISURE MUT INS CO	23396	FOREIGN	2,369,792,157	1,387,280,627	982,511,530	88,583,574
AMERISURE PARTNERS INS CO	11050	FOREIGN	88,196,785	64,216,083	23,980,702	8,540,462
AMERITRUST INS CORP	10665	FOREIGN	13,840,318	1,261,689	12,578,630	1,860,237
AMEX ASSUR CO	27928	FOREIGN	218,165,556	42,335,471	175,830,085	17,847,542
AMGUARD INS CO	42390	FOREIGN	878,836,911	710,173,452	168,663,459	24,441,032
AMICA MUT INS CO	19976	FOREIGN	5,384,567,321	2,715,077,086	2,669,490,235	164,298,663
AMICA PROP & CAS INS CO	12287	FOREIGN	84,132,689	4,392,547	79,740,142	0
ANCHOR GEN INS CO	40010	FOREIGN	98,245,340	77,323,639	20,921,701	0
ANCHOR PROP & CAS INS CO	15617	DOMESTIC	79,811,093	54,628,897	25,182,196	65,870,701
APPALACHIAN INS CO	10316	FOREIGN	325,972,131	121,538,284	204,433,847	4,602,893
APPLIED MEDICO LEGAL SOLUTIONS RRG	11598	FOREIGN	152,762,655	107,210,441	45,552,214	4,126,375
ARAG INS CO	34738	FOREIGN	82,900,826	21,585,502	61,315,324	7,141,548
ARCH EXCESS & SURPLUS INS CO	10946	FOREIGN	69,442,623	202,641	69,239,982	0
ARCH IND INS CO	30830	FOREIGN	102,265,147	71,252,391	31,012,756	0
ARCH INS CO	11150	FOREIGN	3,921,865,167	2,992,085,784	929,779,383	80,163,756
ARCH MORTGAGE GUAR CO	18732	FOREIGN	50,884,039	1,706,404	49,177,635	24,151
ARCH MORTGAGE INS CO	40266	FOREIGN	2,134,562,236	1,662,630,321	471,931,915	18,053,735
ARCH REINS CO	10348	FOREIGN	1,987,768,717	700,182,896	1,287,585,821	0
ARCH SPECIALTY INS CO	21199	FOREIGN	483,406,001	182,659,568	300,746,433	93,138,751
ARCOA RRG INC	13177	FOREIGN	19,331,682	11,340,572	7,991,110	4,931,343
ARGONAUT GREAT CENTRAL INS CO	19860	FOREIGN	40,778,433	13,462,755	27,315,678	0
ARGONAUT INS CO	19801	FOREIGN	1,820,449,424	947,672,031	872,777,393	23,992,276
ARGONAUT MIDWEST INS CO	19828	FOREIGN	22,851,110	5,075,206	17,775,904	1,371,315
ARISE BOILER INSPECTION & INS CO RRG	13580	FOREIGN	4,178,849	998,331	3,180,518	8,531
ARMED FORCES INS EXCH	41459	FOREIGN	139,426,742	71,885,904	67,540,838	7,364,250
ARROWOOD IND CO	24678	FOREIGN	1,210,991,087	1,027,787,639	183,203,447	178
ARROWOOD SURPLUS LINES INS CO	41807	FOREIGN	79,283,322	3,659,412	75,623,910	0
ARTISAN & TRUCKERS CAS CO	10194	FOREIGN	346,214,794	280,610,831	65,603,963	3,119,282
ASCENDANT COMMERCIAL INS INC	13683	DOMESTIC	64,024,607	52,723,048	11,301,559	82,164,420
ASCOT INS CO	23752	FOREIGN	16,477,930	610,073	15,867,857	0
ASHMERE INS CO	40398	DOMESTIC	17,998,280	11,279,215	6,719,065	8,511,997
ASI ASSUR CORP	12196	DOMESTIC	128,438,152	83,308,590	45,129,562	60,129,099
ASI HOME INS CORP	11072	DOMESTIC	17,599,744	1,668,574	15,931,170	2,042,993
ASI PREFERRED INS CORP	13142	DOMESTIC	106,659,338	73,085,275	33,574,063	165,916,047
ASPEN AMER INS CO	43460	FOREIGN	903,887,240	397,610,750	506,276,490	19,658,565

**SOURCE: NAIC ANNUAL STATEMENT – EXH. OF ASSETS; EXH. OF LIABILITIES, SURPLUS AND OTHER FUNDS; STATE PAGE**

**AUTHORIZED FLORIDA INSURER FINANCIAL ABSTRACTS, BY NAIC STATEMENT TYPE**

CALENDAR YEAR 2017

PURSUANT TO SECTION 624.315(1)(a), F.S.

COMPANY	NAIC COMPANY CODE	DOMICILE	NET ADMITTED ASSETS (\$)	LIABILITIES (\$)	CAPITAL AND SURPLUS (\$)	FL DIRECT PREMIUMS WRITTEN (\$)
<b>PROPERTY AND CASUALTY, TOTAL FLORIDA DIRECT PREMIUMS WRITTEN: \$50,368,171,821</b>						
ASPEN SPECIALTY INS CO	10717	FOREIGN	401,667,481	262,460,495	139,206,986	87,268,171
ASSOC OF CERT MORTG ORIGINATORS RRG	14425	FOREIGN	2,534,375	1,382,129	1,152,246	0
ASSOCIATED IND CORP	21865	FOREIGN	106,420,038	16,401,611	90,018,427	3,307,964
ASSOCIATED INDUSTRIES INS CO INC	23140	DOMESTIC	244,952,576	196,584,301	48,368,275	175,384,295
ASSURANCEAMERICA INS CO	11558	FOREIGN	79,793,694	61,131,095	18,662,598	36,260,830
ASSURED GUAR CORP	30180	FOREIGN	3,126,709,615	1,053,543,262	2,073,166,353	0
ASSURED GUAR MUNICIPAL CORP	18287	FOREIGN	5,479,609,932	3,225,738,883	2,253,871,049	7,407,329
ATAIN INS CO	29033	FOREIGN	88,196,458	36,037,079	52,159,379	39,677
ATAIN SPECIALTY INS CO	17159	FOREIGN	387,923,701	197,081,952	190,841,749	3,814,033
ATLANTA INTL INS CO	20931	FOREIGN	96,234,355	69,254,894	26,979,460	1,706,498
ATLANTIC CAS INS CO	42846	FOREIGN	286,443,261	177,618,952	108,824,309	5,632,890
ATLANTIC SPECIALTY INS CO	27154	FOREIGN	2,259,602,925	1,641,550,321	618,052,604	48,316,897
ATRADIUS TRADE CREDIT INS CO	25422	FOREIGN	117,523,803	53,031,572	64,492,231	569,216
ATTORNEYS LIAB ASSUR SOCIETY INC RRG	10639	FOREIGN	2,045,432,105	1,285,940,920	759,491,185	15,323,781
ATTPRO RRG RECIP RRG	13795	FOREIGN	2,962,824	1,992,565	970,259	2,054,311
AUSTIN MUT INS CO	13412	FOREIGN	59,213,722	9,702,075	49,511,647	0
AUTO CLUB INS ASSOC	21202	FOREIGN	4,292,874,369	2,368,855,867	1,924,018,502	0
AUTO CLUB INS CO OF FL	12813	DOMESTIC	377,924,465	212,031,821	165,892,644	226,083,963
AUTO CLUB S INS CO	41041	DOMESTIC	134,684,239	76,203,881	58,480,357	80,623,297
AUTO OWNERS INS CO	18988	FOREIGN	15,390,435,544	4,756,695,035	10,633,740,509	150,762,797
AUTOMOBILE INS CO OF HARTFORD CT	19062	FOREIGN	1,028,392,841	722,499,722	305,893,118	25,248
AVATAR PROP & CAS INS CO	13139	DOMESTIC	100,593,124	74,730,374	25,862,750	91,810,939
AVEMCO INS CO	10367	FOREIGN	87,624,504	31,456,204	56,168,300	1,177,612
AVENTUS INS CO	22390	FOREIGN	33,481,144	12,730,730	20,750,415	0
AVIATION ALLIANCE INS CO INC	13791	FOREIGN	2,884,495	1,758,276	1,126,219	103,585
AXA ART INS CORP	29530	FOREIGN	12,734,238	1,913,969	10,820,269	0
AXA INS CO	33022	FOREIGN	237,471,238	102,037,337	135,433,901	6,912,143
AXIS INS CO	37273	FOREIGN	1,465,290,298	920,617,107	544,673,191	29,915,597
AXIS REINS CO	20370	FOREIGN	3,227,426,898	2,260,619,656	966,807,242	199,615
AXIS SPECIALTY INS CO	15610	FOREIGN	63,653,111	12,531,549	51,121,562	0
AXIS SURPLUS INS CO	26620	FOREIGN	459,212,952	285,763,762	173,449,190	59,246,738
BALBOA INS CO	24813	FOREIGN	77,881,319	-130,181	78,011,500	-122,572
BANKERS INS CO	33162	DOMESTIC	149,430,887	71,517,123	77,913,764	7,599,591
BANKERS SPECIALTY INS CO	13041	FOREIGN	55,578,674	10,295,235	45,283,439	1,862,661
BANKERS STANDARD INS CO	18279	FOREIGN	762,894,871	595,115,575	167,779,296	797,351
BAR VERMONT RRG INC	10174	FOREIGN	31,896,168	10,428,407	21,467,761	380,383
BAY INS RRG INC	15582	FOREIGN	968,461	258,528	709,933	0
BCS INS CO	38245	FOREIGN	276,644,989	129,672,575	146,972,414	12,374,802
BEAZLEY INS CO INC	37540	FOREIGN	317,074,103	196,977,541	120,096,562	7,701,010
BENCHMARK INS CO	41394	FOREIGN	347,312,346	248,555,626	98,756,720	4,680,373
BERKLEY ASSUR CO	39462	FOREIGN	72,463,286	17,688,545	54,774,741	15,201,735
BERKLEY CAS CO	15911	FOREIGN	40,799,728	14,438,711	26,361,017	370,151
BERKLEY INS CO	32603	FOREIGN	18,358,561,611	12,878,958,730	5,479,602,882	19,599,911
BERKLEY NATL INS CO	38911	FOREIGN	145,876,278	94,727,540	51,148,738	6,814,877
BERKLEY REGIONAL INS CO	29580	FOREIGN	762,858,876	34,866,146	727,992,730	1,855,110
BERKLEY SPECIALTY INS CO	31295	FOREIGN	63,135,126	5,882,796	57,252,330	1,660,502
BERKSHIRE HATHAWAY ASSUR CORP	13070	FOREIGN	2,223,494,499	423,680,558	1,799,813,941	0
BERKSHIRE HATHAWAY DIRECT INS CO	10391	FOREIGN	151,810,214	16,021,304	135,788,910	367,893
BERKSHIRE HATHAWAY HOMESTATE INS CO	20044	FOREIGN	2,938,509,398	1,277,780,994	1,660,728,404	8,328,277
BERKSHIRE HATHAWAY SPECIALTY INS CO	22276	FOREIGN	4,950,466,565	1,200,829,077	3,749,637,488	13,516,211
BITCO GEN INS CORP	20095	FOREIGN	943,622,699	649,986,676	293,636,023	14,778,381
BITCO NATL INS CO	20109	FOREIGN	427,648,153	271,838,172	155,809,982	7,938,042
BLACKBOARD INS CO	26611	FOREIGN	56,953,794	13,759,078	43,194,716	2,800,930

**SOURCE: NAIC ANNUAL STATEMENT – EXH. OF ASSETS; EXH. OF LIABILITIES, SURPLUS AND OTHER FUNDS; STATE PAGE**

**AUTHORIZED FLORIDA INSURER FINANCIAL ABSTRACTS, BY NAIC STATEMENT TYPE**

CALENDAR YEAR 2017

PURSUANT TO SECTION 624.315(1)(a), F.S.

COMPANY	NAIC COMPANY CODE	DOMICILE	NET ADMITTED ASSETS (\$)	LIABILITIES (\$)	CAPITAL AND SURPLUS (\$)	FL DIRECT PREMIUMS WRITTEN (\$)
<b>PROPERTY AND CASUALTY, TOTAL FLORIDA DIRECT PREMIUMS WRITTEN: \$50,368,171,821</b>						
BLACKBOARD SPECIALTY INS CO	13551	FOREIGN	149,093,035	58,025,859	91,067,176	29,808,424
BLUE HILL SPECIALTY INS CO INC	15643	FOREIGN	15,688,317	7,501	15,680,816	0
BLUESHORE INS CO	22250	FOREIGN	68,971,244	51,073,825	17,897,419	0
BOND SAFEGUARD INS CO	27081	FOREIGN	90,802,760	51,424,641	39,378,119	393,183
BOSTON IND CO INC	30279	FOREIGN	7,752,078	3,237,253	4,514,825	102,208
BRIDGEFIELD CAS INS CO	10335	DOMESTIC	56,947,633	10,265,861	46,681,772	66,259,727
BRIDGEFIELD EMPLOYERS INS CO	10701	DOMESTIC	122,402,787	6,313,532	116,089,255	271,748,563
BRIERFIELD INS CO	10993	FOREIGN	13,515,663	4,384,351	9,131,312	14,078,320
BRISTOL W INS CO	19658	FOREIGN	145,786,198	99,599,392	46,186,806	1,457,924
BROTHERHOOD MUT INS CO	13528	FOREIGN	644,904,182	378,712,592	266,191,590	328,845
BUILD AMER MUT ASSUR CO	14380	FOREIGN	515,032,877	87,717,827	427,315,050	393,827
BUILDERS INS	10704	FOREIGN	634,402,656	353,671,225	280,731,431	0
BUILDERS MUT INS CO	10844	FOREIGN	859,630,745	501,448,689	358,182,056	14,010,417
BURLINGTON INS CO	23620	FOREIGN	345,008,867	166,352,866	178,656,001	18,397,039
BUSINESSFIRST INS CO	11697	DOMESTIC	44,978,680	27,545,236	17,433,444	27,750,181
C A R RRG INC	15921	FOREIGN	1,748,765	448,021	1,300,744	113,783
CALIFORNIA CAS IND EXCH	20117	FOREIGN	575,882,903	334,294,057	241,588,846	0
CALIFORNIA CAS INS CO	20125	FOREIGN	92,131,411	36,990,523	55,140,888	6,711,428
CAMICO MUT INS CO	36340	FOREIGN	91,914,094	50,921,347	40,992,747	1,167,213
CAMPMED CAS & IND CO INC	12260	FOREIGN	20,131,115	23,492	20,107,623	179,625
CANAL IND CO	27790	FOREIGN	49,478,356	2,216,115	47,262,241	0
CANAL INS CO	10464	FOREIGN	827,677,025	374,070,085	453,606,940	15,773,160
CANOPIUS US INS	12961	FOREIGN	211,423,104	89,262,903	122,160,201	7,307,694
CAPACITY INS CO	32930	DOMESTIC	22,150,367	11,971,460	10,178,907	14,701,517
CAPITOL IND CORP	10472	FOREIGN	592,841,076	327,573,428	265,267,648	1,370,838
CAPITOL PREFERRED INS CO	10908	DOMESTIC	56,392,439	29,847,619	26,544,820	56,321,749
CAPITOL SPECIALTY INS CORP	10328	FOREIGN	150,179,916	91,264,997	58,914,919	29,882,442
CARE RRG INC	11825	FOREIGN	21,157,249	16,335,526	4,821,723	1,244,049
CARING COMMUNITIES RECIP RRG	12373	FOREIGN	91,200,274	36,518,128	54,682,145	1,497,210
CAROLINA CAS INS CO	10510	FOREIGN	176,392,324	73,015,632	103,376,692	5,202,654
CASTLE KEY IND CO	10835	FOREIGN	16,846,552	6,083,965	10,762,587	67,900,084
CASTLE KEY INS CO	30511	FOREIGN	362,500,106	146,267,084	216,233,022	99,518,236
CATERPILLAR INS CO	11255	FOREIGN	790,645,261	442,774,770	347,870,491	12,633,656
CATLIN IND CO	24503	FOREIGN	108,908,727	41,796,769	67,111,958	28,636
CATLIN INS CO	19518	FOREIGN	181,604,045	125,726,884	55,877,161	5,791,145
CATLIN SPECIALTY INS CO	15989	FOREIGN	588,237,937	344,251,865	243,986,072	14,867,746
CEDAR INS CO	20273	FOREIGN	14,735,594	179,190	14,556,404	0
CENSTAT CAS CO	11499	FOREIGN	25,253,246	7,036,266	18,216,980	0
CENTAURI SPECIALTY INS CO	12573	DOMESTIC	143,367,663	107,937,097	35,430,566	30,846,833
CENTENNIAL CAS CO	34568	FOREIGN	125,156,570	42,235,440	82,921,130	292,274
CENTRAL STATES IND CO OF OMAHA	34274	FOREIGN	542,142,942	76,153,118	465,989,825	835,052
CENTRE INS CO	34649	FOREIGN	50,591,337	29,975,138	20,616,199	0
CENTURION CAS CO	42765	FOREIGN	39,812,140	302,000	39,510,140	0
CENTURION MEDICAL LIAB PROTECT RRG	11976	FOREIGN	20,971,073	8,370,694	12,600,379	1,513,633
CENTURY NATL INS CO	26905	FOREIGN	135,752,118	94,486,529	41,265,589	33,259,068
CENTURY SURETY CO	36951	FOREIGN	101,094,839	3,462,878	97,631,961	284,198
CHARTER OAK FIRE INS CO	25615	FOREIGN	925,851,959	698,498,075	227,353,884	81,653,085
CHEROKEE GUAR CO INC A RRG	14388	FOREIGN	22,889,068	19,128,862	3,760,206	33,660
CHEROKEE INS CO	10642	FOREIGN	541,613,859	343,807,880	197,805,979	2,257,821
CHICAGO INS CO	22810	FOREIGN	77,202,146	10,703,373	66,498,773	0
CHUBB CUSTOM INS CO	38989	FOREIGN	389,230,771	165,934,762	223,296,009	28,953,195
CHUBB IND INS CO	12777	FOREIGN	397,646,554	225,860,213	171,786,341	9,861,151
CHUBB NATL INS CO	10052	FOREIGN	406,071,400	234,578,408	171,492,992	470,479

**SOURCE: NAIC ANNUAL STATEMENT – EXH. OF ASSETS; EXH. OF LIABILITIES, SURPLUS AND OTHER FUNDS; STATE PAGE**

**AUTHORIZED FLORIDA INSURER FINANCIAL ABSTRACTS, BY NAIC STATEMENT TYPE**

CALENDAR YEAR 2017

PURSUANT TO SECTION 624.315(1)(a), F.S.

COMPANY	NAIC COMPANY CODE	DOMICILE	NET ADMITTED ASSETS (\$)	LIABILITIES (\$)	CAPITAL AND SURPLUS (\$)	FL DIRECT PREMIUMS WRITTEN (\$)
<b>PROPERTY AND CASUALTY, TOTAL FLORIDA DIRECT PREMIUMS WRITTEN: \$50,368,171,821</b>						
CHURCH INS CO	10669	FOREIGN	24,171,253	6,409,341	17,761,912	0
CHURCH MUT INS CO	18767	FOREIGN	1,739,843,576	1,036,154,022	703,689,554	17,525,884
CIM INS CORP	22004	FOREIGN	17,692,262	145,095	17,547,167	-263,609
CIRCLE STAR INS CO RRG	11839	FOREIGN	3,103,986	1,174,818	1,929,168	0
CITIZENS PROP INS CORP	10064	DOMESTIC	10,255,078,727	3,895,778,657	6,359,300,069	893,989,776
CITY NATL INS CO	41335	FOREIGN	19,143,618	7,115,385	12,028,233	0
CLAIM PROFESSIONALS LIAB INS CO RRG	12172	FOREIGN	4,936,644	2,060,986	2,875,658	387,667
CLARENDON NATL INS CO	20532	FOREIGN	1,141,551,445	867,315,808	274,235,637	2,832,382
CLEAR BLUE INS CO	28860	FOREIGN	55,955,729	10,229,112	45,726,617	9,941,419
CLEAR BLUE SPECIALTY INS CO	37745	FOREIGN	106,485,556	2,301,941	104,183,615	4,370,149
CLEAR SPRING PROP & CAS CO	15563	FOREIGN	85,999,226	35,500,991	50,498,235	-968,945
CM VANTAGE SPECIALTY INS CO	15872	FOREIGN	61,692,286	8,527,853	53,164,433	773,830
COAST NATL INS CO	25089	FOREIGN	589,837,954	155,055,829	434,782,125	0
COFACE N AMER INS CO	31887	FOREIGN	135,930,414	88,861,742	47,068,672	7,168,807
COLISEUM REINS CO	36552	FOREIGN	277,762,242	99,599,691	178,162,552	0
COLLEGE RRG INC	13613	FOREIGN	28,442,815	18,255,528	10,187,287	81,856
COLONIAL AMER CAS & SURETY CO	34347	FOREIGN	25,076,886	1,711,501	23,365,385	127,319
COLONIAL SURETY CO	10758	FOREIGN	62,021,889	21,505,965	40,515,924	929,742
COLONY INS CO	39993	FOREIGN	1,698,579,866	1,274,099,815	424,480,051	56,867,455
COLONY SPECIALTY INS CO	36927	FOREIGN	67,898,561	44,158,096	23,740,465	756,373
COLORADO CAS INS CO	41785	FOREIGN	24,917,512	92,646	24,824,866	0
COLUMBIA CAS CO	31127	FOREIGN	245,178,712	206,025	244,972,687	36,276,814
COLUMBIA INS CO	27812	FOREIGN	24,521,523,499	4,866,655,562	19,654,867,936	5,746
COLUMBIA NATL RRG INC	10803	FOREIGN	2,003,685	712,307	1,291,378	52,350
COMMERCE & INDUSTRY INS CO	19410	FOREIGN	419,600,681	4,760,773	414,839,908	52,346,763
COMMERCE INS CO	34754	FOREIGN	2,246,053,568	1,619,726,194	626,327,374	0
COMMERCIAL CAS INS CO	32280	FOREIGN	65,084,538	1,415,879	63,668,659	0
COMMERCIAL HIRECAR INS CO RRG	15836	FOREIGN	6,949,605	4,917,571	2,032,034	0
COMMONWEALTH INS CO OF AMER	10220	FOREIGN	10,496,152	1,678,612	8,817,540	0
COMMUNITY BLOOD CNTR EXCH RRG	13893	FOREIGN	19,310,745	3,721,772	15,588,973	40,293
COMPASS SPECIALTY INS RRG INC	15867	FOREIGN	5,431,056	3,659,210	1,771,846	0
CONIFER INS CO	29734	FOREIGN	121,321,834	85,474,103	35,847,731	8,056,964
CONSTITUTION INS CO	32190	FOREIGN	25,353,208	2,687,403	22,665,805	0
CONSUMER SPECIALTIES INS CO RRG	10075	FOREIGN	4,126,407	1,947,609	2,178,798	6,000
CONTINENTAL CAS CO	20443	FOREIGN	43,528,312,472	32,802,096,423	10,726,216,049	405,894,887
CONTINENTAL DIVIDE INS CO	35939	FOREIGN	18,372,515	5,045,685	13,326,830	0
CONTINENTAL HERITAGE INS CO	39551	DOMESTIC	29,552,805	4,409,174	25,143,631	1,203,645
CONTINENTAL IND CO	28258	FOREIGN	227,622,380	112,430,154	115,192,226	7,740,397
CONTINENTAL INS CO	35289	FOREIGN	1,775,736,312	217,678,918	1,558,057,394	64,251,403
CONTRACTORS BONDING & INS CO	37206	FOREIGN	211,775,469	96,875,596	114,899,873	2,318,860
CONTRACTORS INS CO OF N AMER INC RRG	11603	FOREIGN	37,095,576	17,037,925	20,057,651	287,125
COREPOINTE INS CO	10499	FOREIGN	37,853,448	24,435,312	13,418,136	72,213
CORNERSTONE NATL INS CO	10783	FOREIGN	25,204,271	17,632,806	7,571,465	0
COUNTY HALL INS CO INC A RRG	15947	FOREIGN	18,873,850	12,989,083	5,884,767	1,872,758
COURTESY INS CO	26492	DOMESTIC	906,618,262	504,948,463	401,669,799	391,320,494
COVERYS SPECIALTY INS CO	15686	FOREIGN	64,632,142	13,483,885	51,148,257	2,179,568
COVINGTON SPECIALTY INS CO	13027	FOREIGN	97,948,116	50,652,511	47,295,605	46,878,165
CPA MUT INS CO OF AMER RRG	10164	FOREIGN	16,207,395	10,341,592	5,865,803	614,276
CRESTBROOK INS CO	18961	FOREIGN	176,074,541	89,279,376	86,795,165	48,076
CROSSFIT RRG INC	13720	FOREIGN	7,595,772	6,005,981	1,589,791	192,825
CRUDEN BAY RRG INC	11676	FOREIGN	17,267,612	12,218,852	5,048,760	1,445,963
CRUM & FORSTER IND CO	31348	FOREIGN	53,908,293	36,387,379	17,520,914	5,331,560
CRUM & FORSTER SPECIALTY INS CO	44520	FOREIGN	68,846,767	18,541,783	50,304,984	14,446,404

**SOURCE: NAIC ANNUAL STATEMENT – EXH. OF ASSETS; EXH. OF LIABILITIES, SURPLUS AND OTHER FUNDS; STATE PAGE**



**AUTHORIZED FLORIDA INSURER FINANCIAL ABSTRACTS, BY NAIC STATEMENT TYPE**

CALENDAR YEAR 2017

PURSUANT TO SECTION 624.315(1)(a), F.S.

COMPANY	NAIC COMPANY CODE	DOMICILE	NET ADMITTED ASSETS (\$)	LIABILITIES (\$)	CAPITAL AND SURPLUS (\$)	FL DIRECT PREMIUMS WRITTEN (\$)
<b>PROPERTY AND CASUALTY, TOTAL FLORIDA DIRECT PREMIUMS WRITTEN: \$50,368,171,821</b>						
CUMIS INS SOCIETY INC	10847	FOREIGN	2,002,754,986	1,091,748,335	911,006,651	21,693,479
CUMIS SPECIALTY INS CO INC	12758	FOREIGN	57,021,088	1,528,156	55,492,932	45,213
CYPRESS PROP & CAS INS CO	10953	DOMESTIC	89,259,986	63,184,322	26,075,662	72,110,753
DAILY UNDERWRITERS OF AMER	35483	FOREIGN	47,138,224	12,419,034	34,719,190	472,341
DAIRYLAND INS CO	21164	FOREIGN	1,400,655,254	923,649,927	477,005,327	6,869,323
DAKOTA TRUCK UNDERWRITERS	34924	FOREIGN	125,404,268	77,062,024	48,342,244	0
DAN RRG INC	15928	FOREIGN	2,524,709	1,563,934	960,776	219,073
DEALERS ASSUR CO	16705	FOREIGN	117,061,335	49,802,198	67,259,137	7,369,328
DEPOSITORS INS CO	42587	FOREIGN	291,098,537	252,247,572	38,850,965	109,092,097
DEVELOPERS SURETY & IND CO	12718	FOREIGN	620,666,671	518,582,201	102,084,471	4,168,666
DIAMOND STATE INS CO	42048	FOREIGN	97,424,830	58,893,774	38,531,056	761,999
DIGITAL ADVANTAGE INS CO	34711	FOREIGN	8,260,438	-568,231	8,828,669	0
DIRECT GEN INS CO	42781	FOREIGN	188,873,617	144,089,855	44,783,762	199,891,567
DIRECT NATL INS CO	23736	FOREIGN	17,121,256	11,488,023	5,633,233	0
DISCOVER PROP & CAS INS CO	36463	FOREIGN	135,438,156	73,672,069	61,766,087	0
DISCOVER SPECIALTY INS CO	10213	FOREIGN	108,163,850	71,530,199	36,633,651	0
DOCTORS CO AN INTERINS EXCH	34495	FOREIGN	4,409,204,161	2,270,428,744	2,138,775,417	117,448,959
DOCTORS PROFESSIONAL LIABILITY RRG INC	15893	FOREIGN	5,309,637	3,385,115	1,924,522	431,502
DORINCO REINS CO	33499	FOREIGN	1,547,868,728	968,175,731	579,692,997	339
EASTERN ADVANTAGE ASSUR CO	13019	FOREIGN	61,227,136	46,328,968	14,898,167	21,986
EASTERN ALLIANCE INS CO	10724	FOREIGN	341,469,876	232,202,788	109,267,088	67,126
EASTERN ATLANTIC INS CO	28649	FOREIGN	69,406,868	35,931,977	33,474,891	0
EASTGUARD INS CO	14702	FOREIGN	180,591,776	128,459,791	52,131,985	732,468
ECONOMY FIRE & CAS CO	22926	FOREIGN	511,899,027	121,255,042	390,643,985	0
ECONOMY PREFERRED INS CO	38067	FOREIGN	61,153,680	47,177,951	13,975,729	3,030,702
ECONOMY PREMIER ASSUR CO	40649	FOREIGN	80,875,213	33,886,095	46,989,118	863,578
EDISON INS CO	12482	DOMESTIC	65,877,983	44,827,983	21,050,000	68,127,267
ELECTRIC INS CO	21261	FOREIGN	1,424,054,016	932,585,495	491,468,521	18,184,627
ELITE TRANSPORTATION RRG INC	10125	FOREIGN	9,306,087	11,725,762	-2,419,675	0
EMC PROP & CAS INS CO	25186	FOREIGN	88,539,936	5,625,488	82,914,448	82,951
EMC REINS CO	40509	FOREIGN	492,334,799	276,661,946	215,672,853	0
EMERGENCY MEDICINE PROFESSIONAL ASR	12003	FOREIGN	18,697,352	10,368,410	8,328,942	3,563
EMERGENCY PHYSICIANS INS EXCHANGE RR	11714	FOREIGN	22,912,824	14,859,893	8,052,931	16,258
EMPIRE FIRE & MARINE INS CO	21326	FOREIGN	50,927,796	11,510,872	39,416,925	40,462,759
EMPIRE IND INS CO	21334	FOREIGN	61,677,510	9,315,783	52,361,728	43,899,738
EMPLOYERS ASSUR CO	25402	DOMESTIC	484,803,550	295,155,228	189,648,322	19,582,687
EMPLOYERS COMPENSATION INS CO	11512	FOREIGN	1,090,982,779	745,638,184	345,344,595	468,143
EMPLOYERS INS CO OF NV	10640	FOREIGN	577,454,565	378,767,769	198,686,796	0
EMPLOYERS INS CO OF WAUSAU	21458	FOREIGN	6,056,430,890	4,534,915,967	1,521,514,923	18,750,110
EMPLOYERS MUT CAS CO	21415	FOREIGN	3,404,387,930	1,967,775,567	1,436,612,363	3,126,713
EMPLOYERS PREFERRED INS CO	10346	DOMESTIC	966,447,969	807,679,489	158,768,480	24,409,509
ENDURANCE AMER INS CO	10641	FOREIGN	1,794,669,360	1,367,782,186	426,887,174	0
ENDURANCE AMER SPECIALTY INS CO	41718	FOREIGN	453,713,363	353,739,355	99,974,008	90,598,048
ENDURANCE ASSUR CORP	11551	FOREIGN	2,059,015,303	1,167,537,093	891,478,210	32,437,584
EQUITY INS CO	28746	FOREIGN	86,077,145	55,651,270	30,425,875	22,112,772
ESSENT GUAR INC	13634	FOREIGN	1,756,601,293	995,595,454	761,005,839	41,065,375
ESSENTIA INS CO	37915	FOREIGN	81,761,952	50,665,603	31,096,349	21,657,693
ESURANCE INS CO	25712	FOREIGN	191,541,098	26,330,361	165,210,737	12,348,369
ESURANCE PROP & CAS INS CO	30210	FOREIGN	115,191,696	72,364,131	42,827,565	164,160,313
EULER HERMES N AMER INS CO	20516	FOREIGN	445,629,516	287,993,514	157,636,002	30,352,596
EVANSTON INS CO	35378	FOREIGN	4,512,488,932	3,136,845,180	1,375,643,752	135,544,910
EVEREST DENALI INS CO	16044	FOREIGN	26,229,212	920,481	25,308,731	0
EVEREST IND INS CO	10851	FOREIGN	212,530,341	146,583,358	65,946,983	52,235,867

**SOURCE: NAIC ANNUAL STATEMENT – EXH. OF ASSETS; EXH. OF LIABILITIES, SURPLUS AND OTHER FUNDS; STATE PAGE**

**AUTHORIZED FLORIDA INSURER FINANCIAL ABSTRACTS, BY NAIC STATEMENT TYPE**

CALENDAR YEAR 2017

PURSUANT TO SECTION 624.315(1)(a), F.S.

COMPANY	NAIC COMPANY CODE	DOMICILE	NET ADMITTED ASSETS (\$)	LIABILITIES (\$)	CAPITAL AND SURPLUS (\$)	FL DIRECT PREMIUMS WRITTEN (\$)
<b>PROPERTY AND CASUALTY, TOTAL FLORIDA DIRECT PREMIUMS WRITTEN: \$50,368,171,821</b>						
EVEREST NATL INS CO	10120	FOREIGN	808,549,918	652,544,180	156,005,738	80,238,280
EVEREST PREMIER INS CO	16045	FOREIGN	25,724,562	408,533	25,316,029	0
EVEREST REINS CO	26921	FOREIGN	9,486,063,346	6,094,211,082	3,391,852,264	7,062,255
EVERGREEN NATL IND CO	12750	FOREIGN	48,088,025	13,635,792	34,452,233	904,198
EVERSPAN FIN GUAR CORP	24961	FOREIGN	235,170,627	1,691,736	233,478,891	0
EXCESS SHARE INS CORP	10003	FOREIGN	53,304,042	31,525,902	21,778,140	121,433
EXECUTIVE RISK IND INC	35181	FOREIGN	3,231,320,886	1,741,672,448	1,489,648,438	6,741,674
EXECUTIVE RISK SPECIALTY INS CO	44792	FOREIGN	288,738,677	104,079,072	184,659,605	705,913
EXPLORER INS CO	40029	FOREIGN	401,289,118	257,742,419	143,546,698	0
FACTORY MUT INS CO	21482	FOREIGN	19,155,464,895	6,653,687,891	12,501,777,004	108,611,340
FAIR AMER INS & REINS CO	35157	FOREIGN	211,322,932	17,419,414	193,903,518	2,448,002
FAIR AMERICAN SELECT INS CO	15201	FOREIGN	112,835,850	10,034,033	102,801,817	2,557,940
FALLS LAKE NATL INS CO	31925	FOREIGN	321,911,210	263,832,839	58,078,371	3,681,492
FAMILY SECURITY INS CO INC	14432	FOREIGN	83,720,551	61,682,649	22,037,902	56,463,642
FARMERS INS EXCH	21652	FOREIGN	16,164,767,721	11,961,662,716	4,203,105,006	0
FARMERS MUT HAIL INS CO OF IA	13897	FOREIGN	752,064,465	301,171,450	450,893,015	559
FARMERS SPECIALTY INS CO	43699	FOREIGN	51,498,524	34,066,759	17,431,765	0
FARMINGTON CAS CO	41483	FOREIGN	1,031,441,528	756,968,663	274,472,865	18,769
FCCI ADVANTAGE INS CO	12842	DOMESTIC	7,363,768	991,553	6,372,215	-3,238
FCCI COMMERCIAL INS CO	33472	DOMESTIC	14,929,434	-2,481,452	17,410,886	-36,236
FCCI INS CO	10178	DOMESTIC	2,067,071,546	1,472,586,370	594,485,176	257,911,909
FD INS CO	12441	DOMESTIC	12,898,516	1,779,148	11,119,368	412,009
FEDERAL INS CO	20281	FOREIGN	21,770,040,155	14,473,362,298	7,296,677,857	482,821,457
FEDERATED MUT INS CO	13935	FOREIGN	5,847,945,667	2,485,433,991	3,362,511,677	51,238,652
FEDERATED RURAL ELECTRIC INS EXCH	11118	FOREIGN	553,235,474	350,157,655	203,077,819	8,105,973
FEDERATED SERV INS CO	28304	FOREIGN	450,385,333	205,896,833	244,488,499	5,990,557
FEDNAT INS CO	10790	DOMESTIC	575,843,986	413,619,243	162,224,744	499,746,966
FFVA MUT INS CO	10385	DOMESTIC	336,169,495	171,906,520	164,262,975	71,572,515
FFVA SELECT INS CO	16236	DOMESTIC	5,146,340	35,997	5,110,343	0
FHM INS CO	10699	DOMESTIC	72,259,326	37,691,813	34,567,513	19,040,847
FIDELITY & DEPOSIT CO OF MD	39306	FOREIGN	214,027,811	42,816,584	171,211,226	27,355,161
FIDELITY & GUAR INS CO	35386	FOREIGN	20,065,561	2,320,216	17,745,345	-16,432
FIDELITY & GUAR INS UNDERWRITERS INC	25879	FOREIGN	151,267,148	62,272,663	88,994,486	0
FINANCIAL AMER PROP & CAS INS CO	21075	FOREIGN	10,232,236	2,187,317	8,044,919	229,813
FINANCIAL CAS & SURETY INC	35009	FOREIGN	24,283,209	7,777,615	16,505,594	156,883
FINANCIAL PACIFIC INS CO	31453	FOREIGN	261,396,795	163,803,220	97,593,575	0
FINIAL REINS CO	39136	FOREIGN	1,265,371,144	484,995,306	780,375,838	0
FIRE INS EXCH	21660	FOREIGN	2,863,828,394	2,076,648,672	787,179,722	0
FIREMANS FUND INS CO	21873	FOREIGN	2,109,978,396	722,593,896	1,387,384,500	9,302,785
FIRST ACCEPTANCE INS CO INC	10336	FOREIGN	243,517,800	177,440,563	66,077,237	39,349,160
FIRST AMER PROP & CAS INS CO	37710	FOREIGN	97,088,971	55,736,472	41,352,499	2,387,594
FIRST AMER SPECILATY INS CO	34525	FOREIGN	126,726,384	75,639,286	51,087,098	46,219
FIRST COLONIAL INS CO	29980	DOMESTIC	300,252,045	166,676,138	133,575,907	12,882,113
FIRST COMMUNITY INS CO	13990	DOMESTIC	99,441,843	61,442,292	37,999,551	100,564,308
FIRST DAKOTA IND CO	10351	FOREIGN	52,123,789	36,558,941	15,564,848	0
FIRST FIN INS CO	11177	FOREIGN	538,921,763	109,349,069	429,572,694	23,723
FIRST FLORIDIAN AUTO & HOME INS CO	10647	DOMESTIC	259,568,243	71,222,717	188,345,527	52,411,284
FIRST GUARD INS CO	10676	FOREIGN	31,904,768	3,166,576	28,738,192	930,684
FIRST LIBERTY INS CORP	33588	FOREIGN	22,347,015	60,339	22,286,677	42,333,050
FIRST MERCURY INS CO	10657	FOREIGN	97,578,949	44,859,240	52,719,709	11,185,305
FIRST NATL INS CO OF AMER	24724	FOREIGN	57,713,466	262,187	57,451,278	16,990,484
FIRST NONPROFIT INS CO	10859	FOREIGN	41,051,445	25,374,813	15,676,632	3,120,994
FIRST PROFESSIONALS INS CO	33383	DOMESTIC	210,749,141	55,420,386	155,328,755	0

**SOURCE: NAIC ANNUAL STATEMENT – EXH. OF ASSETS; EXH. OF LIABILITIES, SURPLUS AND OTHER FUNDS; STATE PAGE**

**AUTHORIZED FLORIDA INSURER FINANCIAL ABSTRACTS, BY NAIC STATEMENT TYPE**

CALENDAR YEAR 2017

PURSUANT TO SECTION 624.315(1)(a), F.S.

COMPANY	NAIC COMPANY CODE	DOMICILE	NET ADMITTED ASSETS (\$)	LIABILITIES (\$)	CAPITAL AND SURPLUS (\$)	FL DIRECT PREMIUMS WRITTEN (\$)
<b>PROPERTY AND CASUALTY, TOTAL FLORIDA DIRECT PREMIUMS WRITTEN: \$50,368,171,821</b>						
FIRST PROTECTIVE INS CO	10897	DOMESTIC	196,923,762	128,929,469	67,994,293	310,044,565
FIRST SPECIALTY INS CORP	34916	FOREIGN	171,885,285	98,561,276	73,324,009	36,316,578
FLORIDA FAMILY HOME INS CO	13648	DOMESTIC	33,839,664	16,677,207	17,162,457	0
FLORIDA FAMILY INS CO	10688	DOMESTIC	106,785,883	51,174,147	55,611,737	109,359,741
FLORIDA FARM BUR GEN INS CO	21817	DOMESTIC	12,034,616	1,360,046	10,674,570	223,090,875
FLORIDA FARM BUREAU CAS INS CO	31216	DOMESTIC	557,969,595	280,533,312	277,436,283	97,111,706
FLORIDA LAWYERS MUT INS CO	34150	DOMESTIC	90,567,269	38,660,929	51,906,340	16,221,648
FLORIDA PENINSULA INS CO	10132	DOMESTIC	304,690,527	195,760,563	108,929,964	240,360,823
FLORIDA SPECIALTY INS CO	17248	DOMESTIC	45,523,653	30,510,519	15,013,134	75,873,274
FLORISTS INS CO	33278	FOREIGN	5,673,230	376,992	5,296,237	1,926,594
FLORISTS MUT INS CO	13978	FOREIGN	130,637,355	103,527,624	27,109,730	3,945,928
FMH AG RISK INS CO	36781	FOREIGN	123,182,171	8,785,882	114,396,289	10,250
FOREMOST INS CO GRAND RAPIDS MI	11185	FOREIGN	2,316,606,653	1,151,012,774	1,165,593,879	70,346,997
FOREMOST PROP & CAS INS CO	11800	FOREIGN	56,193,704	37,920,692	18,273,011	22,403,526
FOREMOST SIGNATURE INS CO	41513	FOREIGN	61,928,758	41,760,608	20,168,149	8,533,786
FORESTRY MUT INS CO	10941	FOREIGN	60,984,992	36,870,290	24,114,702	0
FORTRESS INS CO	10801	FOREIGN	142,187,264	77,464,919	64,722,345	2,635,450
FOUNDERS INS CO	14249	FOREIGN	166,681,515	94,025,144	72,656,371	92,669
FRANK WINSTON CRUM INS CO	11600	DOMESTIC	101,033,276	79,754,186	21,279,090	20,574,454
FRANKENMUTH MUT INS CO	13986	FOREIGN	1,351,009,685	744,317,080	606,692,605	403,634
FRANKLIN CAS INS CO RRG	10842	FOREIGN	34,328,740	29,783,196	4,545,544	0
FREEDOM SPECIALTY INS CO	22209	FOREIGN	57,907,815	35,799,663	22,108,152	3,988,222
FRONTLINE INS UNLIMITED CO	10074	FOREIGN	35,932,158	8,496,291	27,435,867	18,021,968
GABLES RRG INC	14032	FOREIGN	9,108,729	4,439,529	4,669,200	3,437,396
GARRISON PROP & CAS INS CO	21253	FOREIGN	2,277,785,517	1,426,384,524	851,400,993	148,248,375
GATEWAY INS CO	28339	FOREIGN	84,352,931	72,149,670	12,203,261	0
GEICO CAS CO	41491	FOREIGN	3,526,837,625	2,418,676,163	1,108,161,461	0
GEICO GEN INS CO	35882	FOREIGN	167,570,569	741,784	166,828,785	2,641,100,233
GEICO IND CO	22055	FOREIGN	10,162,501,445	3,906,225,440	6,256,276,004	1,338,994,919
GEICO MARINE INS CO	37923	FOREIGN	149,498,583	95,156,123	54,342,460	73,770,781
GEMINI INS CO	10833	FOREIGN	108,559,086	51,553,999	57,005,088	30,005,661
GENERAL CAS CO OF WI	24414	FOREIGN	797,391,393	546,411,344	250,980,049	1,360,249
GENERAL INS CO OF AMER	24732	FOREIGN	118,869,983	11,120,008	107,749,977	5,046,775
GENERAL REINS CORP	22039	FOREIGN	16,507,935,883	5,115,387,885	11,392,547,998	0
GENERAL SECURITY IND CO OF AZ	20559	FOREIGN	365,691,197	316,240,341	49,450,856	33,421,237
GENERAL SECURITY NATL INS CO	39322	FOREIGN	416,101,841	294,428,598	121,673,243	1,783,618
GENERAL STAR IND CO	37362	FOREIGN	931,619,636	254,477,374	677,142,262	17,342,076
GENERAL STAR NATL INS CO	11967	FOREIGN	237,820,839	52,682,367	185,138,472	1,116,411
GENERALI US BRANCH	11231	FOREIGN	63,302,685	29,222,907	34,079,778	7,698,572
GENESIS INS CO	38962	FOREIGN	184,728,508	57,774,798	126,953,710	460,702
GENWORTH FINANCIAL ASSUR CORP	37095	FOREIGN	8,798,876	4,318	8,794,558	0
GENWORTH MORTGAGE INS CORP	38458	FOREIGN	3,345,974,081	1,979,499,741	1,366,474,340	46,192,772
GENWORTH MORTGAGE INS CORP OF NC	16675	FOREIGN	394,929,914	203,504,263	191,425,651	0
GEOVERA SPECIALTY INS CO	10182	FOREIGN	90,248,083	71,091,306	19,156,777	71,953,723
GLOBAL LIBERTY INS CO OF NY	11092	FOREIGN	71,438,344	56,302,903	15,135,441	3,705,015
GOLDEN BEAR INS CO	39861	FOREIGN	154,873,860	101,075,010	53,798,849	0
GOLDEN INS CO RRG	11145	FOREIGN	15,192,292	13,009,196	2,183,096	54,520
GOTHAM INS CO	25569	FOREIGN	299,323,284	220,357,612	78,965,672	3,689,048
GOVERNMENT EMPLOYEES INS CO	22063	FOREIGN	33,381,695,601	12,957,495,202	20,424,200,400	748,367,972
GOVERNMENT TECHNOLOGY INS CO RRG INC	13973	FOREIGN	1,195,022	411,718	783,304	2,400
GRANADA INS CO	16870	DOMESTIC	42,334,953	28,832,545	13,502,408	68,176,410
GRANITE RE INC	26310	FOREIGN	60,941,611	19,376,193	41,565,418	176,608
GRANITE STATE INS CO	23809	FOREIGN	35,779,310	1,934,602	33,844,708	29,882,242

**SOURCE: NAIC ANNUAL STATEMENT – EXH. OF ASSETS; EXH. OF LIABILITIES, SURPLUS AND OTHER FUNDS; STATE PAGE**

**AUTHORIZED FLORIDA INSURER FINANCIAL ABSTRACTS, BY NAIC STATEMENT TYPE**

CALENDAR YEAR 2017

PURSUANT TO SECTION 624.315(1)(a), F.S.

COMPANY	NAIC COMPANY CODE	DOMICILE	NET ADMITTED ASSETS (\$)	LIABILITIES (\$)	CAPITAL AND SURPLUS (\$)	FL DIRECT PREMIUMS WRITTEN (\$)
<b>PROPERTY AND CASUALTY, TOTAL FLORIDA DIRECT PREMIUMS WRITTEN: \$50,368,171,821</b>						
GRAPHIC ARTS MUT INS CO	25984	FOREIGN	157,633,527	97,170,957	60,462,570	217,439
GRAY INS CO	36307	FOREIGN	299,752,901	180,749,178	119,003,723	2,046,468
GREAT AMER ALLIANCE INS CO	26832	FOREIGN	27,908,980	800	27,908,180	8,404,209
GREAT AMER ASSUR CO	26344	FOREIGN	18,497,747	500	18,497,247	47,598,517
GREAT AMER CAS INS CO	39896	FOREIGN	11,091,999	1,703	11,090,296	0
GREAT AMER CONTEMPORARY INS CO	10646	FOREIGN	10,705,296	2,174	10,703,122	0
GREAT AMER E&S INS CO	37532	FOREIGN	48,351,468	516,543	47,834,925	36,876,356
GREAT AMER FIDELITY INS CO	41858	FOREIGN	48,503,297	515,962	47,987,335	991,320
GREAT AMER INS CO	16691	FOREIGN	7,076,524,747	5,408,151,837	1,668,372,910	91,109,755
GREAT AMER INS CO OF NY	22136	FOREIGN	49,672,236	509,380	49,162,856	19,006,052
GREAT AMER SECURITY INS CO	31135	FOREIGN	15,514,477	2,346	15,512,131	0
GREAT AMER SPIRIT INS CO	33723	FOREIGN	17,082,419	12,675	17,069,744	2,248,370
GREAT DIVIDE INS CO	25224	FOREIGN	254,058,333	184,828,285	69,230,048	23,041,690
GREAT MIDWEST INS CO	18694	FOREIGN	215,307,939	108,337,571	106,970,368	2,899,129
GREAT NORTHERN INS CO	20303	FOREIGN	1,698,367,203	1,140,979,107	557,388,096	24,217,373
GREAT WEST CAS CO	11371	FOREIGN	2,133,225,771	1,507,207,461	626,018,310	14,619,747
GREEN HILLS INS CO RRG	11941	FOREIGN	12,334,707	7,456,239	4,878,468	382,978
GREENWICH INS CO	22322	FOREIGN	1,250,384,092	890,498,832	359,885,260	33,022,536
GUARANTEE CO OF N AMER USA	36650	FOREIGN	230,527,765	40,577,417	189,950,348	3,258,835
GUIDEONE AMER INS CO	42331	FOREIGN	12,053,435	1,064,127	10,989,308	581,393
GUIDEONE ELITE INS CO	42803	FOREIGN	29,953,752	4,465,297	25,488,455	17,956,765
GUIDEONE MUT INS CO	15032	FOREIGN	1,049,108,644	686,050,544	363,058,100	21,449,202
GUIDEONE NATL INS CO	14167	FOREIGN	52,833,126	4,226,798	48,606,328	6,751,080
GUIDEONE SPECIALTY MUT INS CO	14559	FOREIGN	226,644,139	147,327,251	79,316,888	4,424,668
GUILFORD INS CO	10956	FOREIGN	371,326,106	98,842,187	272,483,919	0
GULF UNDERWRITERS INS CO	42811	FOREIGN	53,943,818	397,477	53,546,341	0
GULFSTREAM PROP & CAS INS CO	12237	DOMESTIC	110,072,134	78,602,877	31,469,257	107,053,868
HALLMARK INS CO	34037	FOREIGN	308,371,342	212,354,373	96,016,969	3,700,324
HALLMARK NATL INS CO	19530	FOREIGN	87,028,050	62,917,307	24,110,743	0
HALLMARK SPECIALTY INS CO	26808	FOREIGN	250,902,953	193,494,239	57,408,714	11,418,084
HANOVER AMER INS CO	36064	FOREIGN	29,253,721	.	29,253,721	14,791,595
HANOVER INS CO	22292	FOREIGN	7,748,104,763	5,676,371,127	2,071,733,636	34,814,133
HARCO NATL INS CO	26433	FOREIGN	606,137,822	402,077,135	204,060,687	15,379,644
HARLEYSVILLE INS CO	23582	FOREIGN	167,802,729	139,883,641	27,919,089	647,308
HARLEYSVILLE PREFERRED INS CO	35696	FOREIGN	118,309,546	67,066,437	51,243,109	916,242
HARLEYSVILLE WORCESTER INS CO	26182	FOREIGN	181,731,875	122,372,608	59,359,267	893,424
HARTFORD ACCIDENT & IND CO	22357	FOREIGN	11,906,590,290	9,073,213,179	2,833,377,111	30,225,302
HARTFORD CAS INS CO	29424	FOREIGN	2,352,301,177	1,465,794,928	886,506,249	73,103,040
HARTFORD FIRE INS CO	19682	FOREIGN	22,855,297,993	12,939,273,090	9,916,024,902	112,508,690
HARTFORD INS CO OF THE MIDWEST	37478	FOREIGN	636,895,619	129,126,421	507,769,197	124,911,200
HARTFORD INS CO OF THE SOUTHEAST	38261	FOREIGN	192,222,353	128,801,258	63,421,095	63,418,400
HARTFORD STEAM BOIL INSPEC & INS CO	11452	FOREIGN	1,213,539,288	709,950,320	503,588,968	4,938,755
HARTFORD STEAM BOIL INSPEC INS CO CT	29890	FOREIGN	15,304,670	2,292,896	13,011,774	0
HARTFORD UNDERWRITERS INS CO	30104	FOREIGN	1,675,910,408	1,094,350,712	581,559,697	151,413,755
HDI GLOBAL INS CO	41343	FOREIGN	414,771,937	248,364,674	166,407,263	20,474,136
HEALTH CARE CAS RRG INC	12236	FOREIGN	10,202,634	7,779,432	2,423,202	-71,008
HEALTH CARE IND INC	35904	FOREIGN	326,379,494	210,414,624	115,964,870	6,199,087
HEALTHCARE UNDERWRITERS GRP INC	12233	FOREIGN	86,178,490	38,811,406	47,367,084	5,842,304
HERITAGE CAS INS CO	32077	FOREIGN	15,593,925	86,763	15,507,162	0
HERITAGE IND CO	39527	FOREIGN	68,583,152	50,927,325	17,655,823	4,792,001
HERITAGE PROP & CAS INS CO	14407	DOMESTIC	618,395,082	432,349,224	186,045,853	530,755,824
HIGHMARK CAS INS CO	35599	FOREIGN	268,091,120	82,768,688	185,322,432	0
HISCOX INS CO INC	10200	FOREIGN	330,034,602	234,198,787	95,835,815	26,129,933

**SOURCE: NAIC ANNUAL STATEMENT – EXH. OF ASSETS; EXH. OF LIABILITIES, SURPLUS AND OTHER FUNDS; STATE PAGE**

**AUTHORIZED FLORIDA INSURER FINANCIAL ABSTRACTS, BY NAIC STATEMENT TYPE**

CALENDAR YEAR 2017

PURSUANT TO SECTION 624.315(1)(a), F.S.

COMPANY	NAIC COMPANY CODE	DOMICILE	NET ADMITTED ASSETS (\$)	LIABILITIES (\$)	CAPITAL AND SURPLUS (\$)	FL DIRECT PREMIUMS WRITTEN (\$)
<b>PROPERTY AND CASUALTY, TOTAL FLORIDA DIRECT PREMIUMS WRITTEN: \$50,368,171,821</b>						
HOMELAND INS CO OF NY	34452	FOREIGN	118,162,771	2,518,537	115,644,234	12,339,095
HOMEOWNERS CHOICE PROP & CAS INS CO	12944	DOMESTIC	411,285,114	258,453,699	152,831,415	340,899,758
HOMESITE INS CO	17221	FOREIGN	155,796,254	67,836,507	87,959,747	17,847,929
HOMESITE INS CO OF THE MIDWEST	13927	FOREIGN	449,671,551	346,733,846	102,937,705	0
HORACE MANN INS CO	22578	FOREIGN	526,721,143	336,142,317	190,578,826	5,414,248
HORACE MANN PROP & CAS INS CO	22756	FOREIGN	304,727,358	178,789,283	125,938,075	28,728,233
HOSPITALITY RRG INC	16038	FOREIGN	6,930,420	4,062,080	2,868,340	1,068,653
HOUSING AUTHORITY PROP A MUT CO	10069	FOREIGN	181,894,488	63,392,617	118,501,871	0
HOUSING AUTHORITY RRG INC	26797	FOREIGN	313,557,113	126,658,479	186,898,634	987,422
HOUSING ENTERPRISE INS CO INC	11206	FOREIGN	78,279,040	44,640,324	33,638,715	414,395
HOUSING SPECIALTY INS CO INC	15381	FOREIGN	18,086,663	1,767,170	16,319,493	1,905,984
HOUSTON CAS CO	42374	FOREIGN	3,382,757,894	1,517,622,827	1,865,135,067	21,671,212
HOUSTON SPECIALTY INS CO	12936	FOREIGN	455,787,120	194,477,171	261,309,949	16,776,625
HSB SPECIALTY INS CO	14438	FOREIGN	56,208,270	5,530,336	50,677,934	67,217
HUDSON EXCESS INS CO	14484	FOREIGN	76,664,131	17,584,555	59,079,576	1,341,551
HUDSON INS CO	25054	FOREIGN	1,204,067,667	775,683,868	428,383,799	24,938,906
HUDSON SPECIALTY INS CO	37079	FOREIGN	367,818,729	172,452,292	195,366,437	16,316,138
ICI MUT INS CO RRG	11268	FOREIGN	367,610,978	94,469,058	273,141,920	52,175
IDS PROP CAS INS CO	29068	FOREIGN	1,789,935,270	1,009,297,556	780,637,714	25,126,131
ILLINOIS INS CO	35246	FOREIGN	60,350,431	24,220,089	36,130,342	4,564,730
ILLINOIS NATL INS CO	23817	FOREIGN	55,391,800	14,051,425	41,340,375	55,387,816
ILLINOIS UNION INS CO	27960	FOREIGN	446,996,219	316,347,701	130,648,518	36,190,131
IMPERIAL FIRE & CAS INS CO	44369	FOREIGN	109,870,280	84,598,171	25,272,109	109,016,376
IMPERIUM INS CO	35408	FOREIGN	373,674,265	207,137,115	166,537,150	22,010,593
INDEMNITY INS CO OF NORTH AMER	43575	FOREIGN	485,458,100	355,485,702	129,972,398	48,494,681
INDEPENDENCE AMER INS CO	26581	FOREIGN	112,881,678	40,798,842	72,082,836	7,087,468
INDEPENDENT SPECIALTY INS CO	39640	FOREIGN	69,455,099	21,008,052	48,447,047	0
INDIAN HARBOR INS CO	36940	FOREIGN	242,086,078	194,549,630	47,536,448	149,763,008
INDIANA INS CO	22659	FOREIGN	69,667,003	2,834,791	66,832,212	0
INDIANA LUMBERMENS MUT INS CO	14265	FOREIGN	56,963,536	40,384,655	16,578,881	0
INFINITY ASSUR INS CO	39497	FOREIGN	6,972,798	1,478,065	5,494,733	26,813,315
INFINITY AUTO INS CO	11738	FOREIGN	11,623,301	4,065,774	7,557,527	255,389,184
INFINITY CAS INS CO	21792	FOREIGN	7,645,087	1,622,896	6,022,191	0
INFINITY IND INS CO	10061	FOREIGN	6,347,081	1,824,213	4,522,868	103,688,180
INFINITY INS CO	22268	FOREIGN	2,043,141,220	1,382,992,384	660,148,836	2,724,347
INFINITY SELECT INS CO	20260	FOREIGN	6,949,919	1,817,274	5,132,645	0
INFINITY STANDARD INS CO	12599	FOREIGN	7,216,233	1,689,559	5,526,674	0
INSURANCE CO OF N AMER	22713	FOREIGN	999,408,125	748,160,580	251,247,545	457,474
INSURANCE CO OF THE STATE OF PA	19429	FOREIGN	246,235,800	101,812,878	144,422,922	54,657,001
INSURANCE CO OF THE WEST	27847	FOREIGN	2,570,217,487	1,536,010,015	1,034,207,472	29,506,759
INTEGON CAS INS CO	27930	FOREIGN	26,306,776	19,900,860	6,405,916	0
INTEGON GEN INS CORP	22780	FOREIGN	94,976,292	88,292,537	6,683,755	631,932
INTEGON IND CORP	22772	FOREIGN	185,536,455	165,229,408	20,307,047	30,279,670
INTEGON NATL INS CO	29742	FOREIGN	3,766,010,190	2,795,625,312	970,384,877	54,730,515
INTEGON PREFERRED INS CO	31488	FOREIGN	99,823,112	93,346,570	6,476,542	100,274,821
INTERINS EXCH OF THE AUTOMOBILE CLUB	15598	FOREIGN	10,404,326,819	3,766,448,981	6,637,877,838	0
INTERNATIONAL FIDELITY INS CO	11592	FOREIGN	219,808,436	125,559,537	94,248,899	6,061,389
INTERSTATE FIRE & CAS CO	22829	FOREIGN	149,960,199	79,878,176	70,082,023	24,146,574
INTREPID INS CO	10749	FOREIGN	32,193,524	1,769,344	30,424,179	0
IRONSHORE IND INC	23647	FOREIGN	185,821,900	86,594,515	99,227,386	12,918,760
IRONSHORE RRG (DC) INC	14375	FOREIGN	2,040,757	662,625	1,378,132	0
IRONSHORE SPECIALTY INS CO	25445	FOREIGN	491,600,608	194,364,613	297,235,997	99,056,278
JAMES RIVER INS CO	12203	FOREIGN	630,447,683	469,394,280	161,053,403	55,502,113

**SOURCE: NAIC ANNUAL STATEMENT – EXH. OF ASSETS; EXH. OF LIABILITIES, SURPLUS AND OTHER FUNDS; STATE PAGE**

**AUTHORIZED FLORIDA INSURER FINANCIAL ABSTRACTS, BY NAIC STATEMENT TYPE**

CALENDAR YEAR 2017

PURSUANT TO SECTION 624.315(1)(a), F.S.

COMPANY	NAIC COMPANY CODE	DOMICILE	NET ADMITTED ASSETS (\$)	LIABILITIES (\$)	CAPITAL AND SURPLUS (\$)	FL DIRECT PREMIUMS WRITTEN (\$)
<b>PROPERTY AND CASUALTY, TOTAL FLORIDA DIRECT PREMIUMS WRITTEN: \$50,368,171,821</b>						
JEFFERSON INS CO	11630	FOREIGN	104,577,376	38,813,783	65,763,593	47,594,918
JEWELERS MUT INS CO	14354	FOREIGN	442,431,373	159,936,146	282,495,227	25,883,446
JM SPECIALTY INS CO	16116	FOREIGN	14,469,454	611,098	13,858,356	0
JM WOODWORTH RRG INC	12594	FOREIGN	5,775,248	4,614,186	1,161,062	0
KEY RISK INS CO	10885	FOREIGN	45,001,042	13,426,790	31,574,252	71,236
KINGSWAY AMIGO INS CO	21300	DOMESTIC	5,737,952	1,678,847	4,059,105	0
KINSALE INS CO	38920	FOREIGN	578,116,772	364,283,440	213,833,332	24,964,216
KNIGHT SPECIALTY INS CO	15366	FOREIGN	82,274,189	30,887,830	51,386,358	281,192
KNIGHTBROOK INS CO	13722	FOREIGN	159,255,946	88,193,899	71,062,047	35,388
LAFAYETTE INS CO	18295	FOREIGN	221,241,776	129,825,957	91,415,819	0
LANCER IND CO	38148	FOREIGN	30,204,215	18,642,473	11,561,742	0
LANCER INS CO	26077	FOREIGN	689,114,006	479,736,929	209,377,077	21,584,742
LANDMARK AMER INS CO	33138	FOREIGN	355,248,402	170,667,725	184,580,677	76,164,311
LEXINGTON INS CO	19437	FOREIGN	21,180,122,142	15,738,267,712	5,441,854,430	393,746,882
LEXINGTON NATL INS CORP	37940	DOMESTIC	61,921,781	42,623,225	19,298,556	1,221,728
LEXON INS CO	13307	FOREIGN	244,457,980	176,410,698	68,047,282	4,243,382
LIBERTY INS CORP	42404	FOREIGN	260,149,633	15,075,475	245,074,159	46,541,456
LIBERTY INS UNDERWRITERS INC	19917	FOREIGN	264,075,060	136,679,842	127,395,217	159,868,991
LIBERTY MUT FIRE INS CO	23035	FOREIGN	6,038,929,326	4,626,141,753	1,412,787,575	178,825,570
LIBERTY MUT INS CO	23043	FOREIGN	46,020,754,541	31,489,431,268	14,531,323,273	91,688,482
LIBERTY MUT MID ATLANTIC INS CO	14486	FOREIGN	22,825,822	2,482,340	20,343,482	0
LIBERTY SURPLUS INS CORP	10725	FOREIGN	139,706,905	48,058,276	91,648,629	44,929,694
LION INS CO	11075	DOMESTIC	264,255,370	167,349,349	96,906,020	13,349,794
LM GEN INS CO	36447	FOREIGN	11,153,851	251,378	10,902,473	221,745,337
LM INS CORP	33600	FOREIGN	123,973,144	7,482,022	116,491,120	53,287,422
LM PROP & CAS INS CO	32352	FOREIGN	66,263,020	30,466,871	35,796,149	0
LONE STAR ALLIANCE RRG	15211	FOREIGN	9,862,403	7,100,838	2,761,565	3,251,663
LYNDON SOUTHERN INS CO	10051	FOREIGN	191,889,003	140,433,033	51,455,971	61,359,620
MACHINERY INS INC ASSESSABLE MUT CO	33502	DOMESTIC	3,021,276	181,278	2,839,998	474,059
MAG MUT INS CO	42617	FOREIGN	1,718,517,351	868,544,619	849,972,732	64,056,269
MAIDEN REINS N AMER INC	11054	FOREIGN	1,298,932,155	997,271,138	301,661,018	0
MAIN ST AMER ASSUR CO	29939	DOMESTIC	43,962,789	349,848	43,612,941	1,790,109
MAIN STREET AMER PROTECTION INS CO	13026	DOMESTIC	23,295,048	166,372	23,128,676	7,309,126
MAISON INS CO	14568	FOREIGN	92,016,758	53,328,617	38,688,141	0
MANUFACTURERS ALLIANCE INS CO	36897	FOREIGN	219,360,928	143,524,227	75,836,701	7,645,137
MAPFRE INS CO	23876	FOREIGN	80,454,095	59,237,780	21,216,315	0
MAPFRE INS CO OF FL	34932	DOMESTIC	107,528,794	77,350,656	30,178,138	64,265,186
MARATHON FIN INS CO INC RRG	11117	FOREIGN	3,330,924	1,426,007	1,904,918	0
MARKEL AMER INS CO	28932	FOREIGN	585,546,827	405,615,331	179,931,496	32,371,604
MARKEL GLOBAL REINS CO	10829	FOREIGN	2,180,914,134	1,276,658,982	904,255,152	0
MARKEL INS CO	38970	FOREIGN	1,679,150,397	1,269,906,485	409,243,912	61,954,104
MASSACHUSETTS BAY INS CO	22306	FOREIGN	65,168,732	12,842	65,155,890	16,317,538
MAXUM CAS INS CO	10784	FOREIGN	27,584,309	10,312,751	17,271,558	0
MAXUM IND CO	26743	FOREIGN	137,266,723	32,963,198	104,303,525	17,015,359
MBIA INS CORP	12041	FOREIGN	262,431,130	25,896,082	236,535,048	292,333
MCIC VT A RECIP RRG	10697	FOREIGN	1,922,503,892	1,266,591,843	655,912,049	8,693,177
MEDCHOICE RRG INC	15738	FOREIGN	2,646,255	708,364	1,937,890	73,623
MEDICAL MUT INS CO OF NC	32522	FOREIGN	598,133,137	309,400,485	288,732,652	0
MEDICAL PROFESSIONAL MUT INS CO	10206	FOREIGN	3,134,663,446	1,495,794,518	1,638,868,928	0
MEDICAL PROTECTIVE CO	11843	FOREIGN	3,317,987,480	1,297,029,631	2,020,957,849	54,297,869
MEDICAL SECURITY INS CO	33090	FOREIGN	32,009,845	15,276,625	16,733,220	1,450,800
MEDICUS INS CO	12754	FOREIGN	38,217,838	4,939,586	33,278,252	-2,357
MEDMAL DIRECT INS CO	13793	DOMESTIC	43,279,586	26,431,088	16,848,498	14,859,718

SOURCE: NAIC ANNUAL STATEMENT – EXH. OF ASSETS; EXH. OF LIABILITIES, SURPLUS AND OTHER FUNDS; STATE PAGE

**AUTHORIZED FLORIDA INSURER FINANCIAL ABSTRACTS, BY NAIC STATEMENT TYPE**

CALENDAR YEAR 2017

PURSUANT TO SECTION 624.315(1)(a), F.S.

COMPANY	NAIC COMPANY CODE	DOMICILE	NET ADMITTED ASSETS (\$)	LIABILITIES (\$)	CAPITAL AND SURPLUS (\$)	FL DIRECT PREMIUMS WRITTEN (\$)
<b>PROPERTY AND CASUALTY, TOTAL FLORIDA DIRECT PREMIUMS WRITTEN: \$50,368,171,821</b>						
MEDMARC CAS INS CO	22241	FOREIGN	295,649,941	92,131,867	203,518,074	4,954,369
MEMIC CAS CO	14164	FOREIGN	64,775,546	34,749,487	30,026,059	242,670
MEMIC IND CO	11030	FOREIGN	528,624,469	381,076,748	147,547,721	23,231,153
MENDOTA INS CO	33650	FOREIGN	118,571,613	92,349,793	26,221,821	35,533,231
MENTAL HLTH RRG	44237	FOREIGN	30,093,614	12,319,860	17,773,754	2,044,090
MERASTAR INS CO	31968	FOREIGN	39,559,521	27,028,025	12,531,496	947,743
MERCHANTS BONDING CO A MUT	14494	FOREIGN	200,412,135	79,218,293	121,193,842	4,749,865
MERCHANTS NATL BONDING INC	11595	FOREIGN	35,518,705	19,945,169	15,573,536	1,692,801
MERCURY CAS CO	11908	FOREIGN	1,877,573,222	805,801,280	1,071,771,942	0
MERCURY IND CO OF AMER	11201	DOMESTIC	52,317,677	13,950,754	38,366,923	155,852,348
MERCURY INS CO OF FL	11202	DOMESTIC	42,979,981	281,766	42,698,215	735,647
MERIDIAN SECURITY INS CO	23353	FOREIGN	137,660,694	64,751,031	72,909,663	0
MERITPLAN INS CO	24821	FOREIGN	12,978,941	-424,953	13,403,894	0
MESA UNDERWRITERS SPECIALTY INS CO	36838	FOREIGN	339,995,930	250,103,427	89,892,503	13,487,159
METROMILE INS CO	16187	FOREIGN	41,398,626	28,510,491	12,888,135	0
METROPOLITAN CAS INS CO	40169	FOREIGN	234,915,603	166,485,481	68,430,122	158,194,778
METROPOLITAN DRT PROP & CAS INS CO	25321	FOREIGN	173,800,180	129,012,113	44,788,067	0
METROPOLITAN GEN INS CO	39950	FOREIGN	42,400,494	5,689,787	36,710,707	3,355,785
METROPOLITAN GRP PROP & CAS INS CO	34339	FOREIGN	687,025,666	300,863,464	386,162,202	354
METROPOLITAN PROP & CAS INS CO	26298	FOREIGN	6,107,429,670	3,841,902,419	2,265,527,251	4,138,545
MGA INS CO INC	40150	FOREIGN	299,420,579	192,082,122	107,338,457	61,089,907
MGIC ASSUR CORP GEN ACCOUNT	22594	FOREIGN	17,827,771	3,428,692	14,399,079	0
MGIC IND CORP	18740	FOREIGN	147,232,433	54,363,041	92,869,392	1,628,588
MIC GEN INS CORP	38660	FOREIGN	57,185,321	29,838,536	27,346,785	111,458
MIC PROP & CAS INS CORP	38601	FOREIGN	99,715,185	44,520,819	55,194,366	6,229,453
MICHIGAN COMMERCIAL INS MUT	10998	FOREIGN	75,175,367	59,082,368	16,092,999	16,361,327
MID CENTURY INS CO	21687	FOREIGN	3,941,552,714	2,863,972,491	1,077,580,222	55,021
MID CONTINENT ASSUR CO	15380	FOREIGN	21,112,971	500,500	20,612,471	0
MID CONTINENT CAS CO	23418	FOREIGN	527,861,434	349,081,256	178,780,178	5,401,780
MID CONTINENT EXCESS AND SURPLUS INS	13794	FOREIGN	18,581,813	506,092	18,075,721	208,186
MIDDLESEX INS CO	23434	FOREIGN	764,285,978	519,965,626	244,320,352	1,477,759
MIDVALE IND CO	27138	FOREIGN	14,519,417	1,202,647	13,316,770	1,713,270
MIDWEST EMPLOYERS CAS CO	23612	FOREIGN	168,803,417	61,992,844	106,810,573	5,709,861
MINNESOTA LAWYERS MUT INS CO	42234	FOREIGN	188,684,432	88,915,101	99,769,330	0
MISSISSIPPI FARM BUREAU CAS INS CO	27669	FOREIGN	438,225,045	148,592,394	289,632,651	545,656
MITSUI SUMITOMO INS CO OF AMER	20362	FOREIGN	975,820,646	603,959,624	371,861,022	8,503,718
MITSUI SUMITOMO INS USA INC	22551	FOREIGN	139,327,315	74,862,834	64,464,481	6,496,004
MMIC RRG INC	14062	FOREIGN	717,711	191,149	526,562	0
MODERN USA INS CO	12957	DOMESTIC	64,360,278	44,666,721	19,693,557	48,821,348
MONARCH NATL INS CO	15715	DOMESTIC	39,233,311	13,420,955	25,812,356	14,129,103
MONROE GUAR INS CO	32506	FOREIGN	52,482,931	-1,556,815	54,039,746	26,919,040
MONTGOMERY MUT INS CO	14613	FOREIGN	53,962,828	1,268,509	52,694,320	0
MORTGAGE GUAR INS CORP	29858	FOREIGN	4,756,229,109	3,135,817,335	1,620,411,774	78,829,154
MOTORS INS CORP	22012	FOREIGN	2,030,497,655	1,162,739,490	867,758,165	37,133,836
MOUNT VERNON FIRE INS CO	26522	FOREIGN	774,994,093	195,631,782	579,362,312	27,224,346
MOUNT VERNON SPECIALTY INS CO	14420	FOREIGN	62,318,241	1,082,333	61,235,906	18,824
MOUNTAIN LAKE RRG INC	13812	FOREIGN	1,637,023	690,174	946,849	0
MOUNTAIN LAUREL RRG INC	11547	FOREIGN	22,426,621	12,350,085	10,076,536	0
MSA INS CO	11066	FOREIGN	18,849,510	145,907	18,703,603	5,961,608
MT HAWLEY INS CO	37974	FOREIGN	945,763,448	504,536,132	441,227,316	42,016,826
MUNICH REINS AMER INC	10227	FOREIGN	18,585,576,408	14,566,408,064	4,019,168,344	0
MUNICIPAL ASSUR COR	13559	FOREIGN	823,587,181	553,193,154	270,394,027	43,322
NASW RRG INC	14366	FOREIGN	16,644,938	5,530,235	11,114,703	344,410

**SOURCE: NAIC ANNUAL STATEMENT – EXH. OF ASSETS; EXH. OF LIABILITIES, SURPLUS AND OTHER FUNDS; STATE PAGE**

**AUTHORIZED FLORIDA INSURER FINANCIAL ABSTRACTS, BY NAIC STATEMENT TYPE**

CALENDAR YEAR 2017

PURSUANT TO SECTION 624.315(1)(a), F.S.

COMPANY	NAIC COMPANY CODE	DOMICILE	NET ADMITTED ASSETS (\$)	LIABILITIES (\$)	CAPITAL AND SURPLUS (\$)	FL DIRECT PREMIUMS WRITTEN (\$)
<b>PROPERTY AND CASUALTY, TOTAL FLORIDA DIRECT PREMIUMS WRITTEN: \$50,368,171,821</b>						
NATIONAL AMER INS CO	23663	FOREIGN	211,681,892	143,762,006	67,919,886	183,720
NATIONAL AMER INS CO OF CA	23671	FOREIGN	24,898,929	18,166,924	6,732,006	0
NATIONAL ASSISTED LIVING RRG INC	11806	FOREIGN	8,792,098	4,133,474	4,658,622	1,760,882
NATIONAL BUILDERS INS CO	16632	FOREIGN	94,387,711	63,807,120	30,580,591	24,449,467
NATIONAL CAS CO	11991	FOREIGN	418,608,891	277,835,081	140,773,810	70,536,528
NATIONAL CONTINENTAL INS CO	10243	FOREIGN	135,020,787	72,346,615	62,674,172	0
NATIONAL FIRE & IND EXCH	15679	FOREIGN	10,556,519	4,834,368	5,722,151	898,057
NATIONAL FIRE & MARINE INS CO	20079	FOREIGN	10,841,045,321	3,653,847,885	7,187,197,436	113,310,702
NATIONAL FIRE INS CO OF HARTFORD	20478	FOREIGN	118,022,725	69,531	117,953,193	19,971,219
NATIONAL GEN ASSUR CO	42447	FOREIGN	41,899,293	24,478,122	17,421,171	5,202,106
NATIONAL GEN INS CO	23728	FOREIGN	69,020,273	42,609,748	26,410,525	51,868
NATIONAL GENERAL INS ONLINE INC	11044	FOREIGN	42,630,675	31,326,527	11,304,148	7,251,552
NATIONAL GUARDIAN RRG INC	36072	FOREIGN	10,600,044	4,331,376	6,268,668	0
NATIONAL HOME INS CO RRG	44016	FOREIGN	11,150,750	5,244,481	5,906,269	0
NATIONAL IND CO	20087	FOREIGN	231,373,819,669	102,811,253,689	128,562,565,980	10,960
NATIONAL IND CO OF THE SOUTH	42137	FOREIGN	460,583,650	194,624,222	265,959,427	74,418,371
NATIONAL INDEPENDENT TRUCKERS IC RRG	11197	FOREIGN	15,334,905	6,709,144	8,625,761	3,501,835
NATIONAL INTERSTATE INS CO	32620	FOREIGN	1,272,393,181	971,183,517	301,209,664	19,030,316
NATIONAL LIAB & FIRE INS CO	20052	FOREIGN	2,710,112,880	1,463,843,523	1,246,269,357	29,496,079
NATIONAL MEDICAL PROFESSIONAL RRG IN	12529	FOREIGN	2,273,629	54,015	2,219,614	0
NATIONAL MORTGAGE INS CORP	13695	FOREIGN	717,815,260	373,797,585	344,017,675	8,478,331
NATIONAL PUBLIC FINANCE GUAR CORP	23825	FOREIGN	3,753,940,388	1,588,033,717	2,165,906,671	51,958
NATIONAL SECURITY FIRE & CAS CO	12114	FOREIGN	73,266,506	39,078,195	34,188,313	0
NATIONAL SPECIALTY INS CO	22608	FOREIGN	88,095,379	37,388,731	50,706,648	68,387,198
NATIONAL SURETY CORP	21881	FOREIGN	140,903,140	67,097,035	73,806,105	9,032,603
NATIONAL TRANSPORTATION INS CO RRG L	16011	FOREIGN	6,755,692	4,323,294	2,432,398	2,428,647
NATIONAL TRUST INS CO	20141	FOREIGN	37,040,418	-773,301	37,813,719	55,064,846
NATIONAL UNION FIRE INS CO OF PITTS	19445	FOREIGN	25,661,135,840	19,229,977,876	6,431,157,964	178,782,834
NATIONWIDE AFFINITY CO OF AMER	26093	FOREIGN	296,712,795	284,696,733	12,016,062	0
NATIONWIDE AGRIBUSINESS INS CO	28223	FOREIGN	758,583,327	566,950,295	191,633,032	3,955,126
NATIONWIDE ASSUR CO	10723	FOREIGN	131,947,342	66,991,449	64,955,893	0
NATIONWIDE GEN INS CO	23760	FOREIGN	406,312,372	385,006,663	21,305,709	-16
NATIONWIDE INS CO OF AMER	25453	FOREIGN	431,308,529	276,223,551	155,084,978	100,915,527
NATIONWIDE INS CO OF FL	10948	FOREIGN	32,986,987	13,410,152	19,576,835	42,995,397
NATIONWIDE MUT FIRE INS CO	23779	FOREIGN	8,598,084,549	6,217,803,861	2,380,280,688	-435,175
NATIONWIDE MUT INS CO	23787	FOREIGN	35,425,425,127	23,232,091,805	12,193,333,322	7,851,984
NATIONWIDE PROP & CAS INS CO	37877	FOREIGN	537,642,885	497,979,740	39,663,145	0
NAU COUNTRY INS CO	25240	FOREIGN	966,889,745	684,301,276	282,588,469	13,277,514
NAUTILUS INS CO	17370	FOREIGN	268,885,143	103,087,080	165,798,063	55,928,337
NAVIGATORS INS CO	42307	FOREIGN	3,084,481,969	2,027,922,153	1,056,559,816	27,408,251
NAVIGATORS SPECIALTY INS CO	36056	FOREIGN	178,642,352	36,664,279	141,978,073	27,953,856
NCMIC INS CO	15865	FOREIGN	782,763,186	483,306,169	299,457,017	1,227,144
NCMIC RRG INC	14130	FOREIGN	7,487,926	2,624,970	4,862,956	4,640,333
NEW ENGLAND INS CO	21830	FOREIGN	19,721,088	2,311,421	17,409,666	0
NEW ENGLAND REINS CORP	41629	FOREIGN	39,363,075	2,264,405	37,098,670	0
NEW HAMPSHIRE INS CO	23841	FOREIGN	215,865,419	30,687,643	185,177,776	65,684,727
NEW HOME WARRANTY INS CO A RRG	13792	FOREIGN	23,452,093	16,718,186	6,733,907	2,016,594
NEW JERSEY RE INS CO	35432	FOREIGN	546,408,287	114,295,610	432,112,677	0
NEW YORK MARINE & GEN INS CO	16608	FOREIGN	1,746,180,527	1,312,234,473	433,946,053	31,974,223
NGM INS CO	14788	DOMESTIC	2,593,177,482	1,567,779,090	1,025,398,392	6,367,823
NOETIC SPECIALTY INS CO	17400	FOREIGN	123,926,486	42,547,877	81,378,609	658,589
NORCAL MUT INS CO	33200	FOREIGN	1,610,452,878	874,242,691	736,210,187	33,127,012
NORCAL SPECIALTY INS CO	35114	FOREIGN	61,256,627	12,429,502	48,827,125	3,427,735

**SOURCE: NAIC ANNUAL STATEMENT – EXH. OF ASSETS; EXH. OF LIABILITIES, SURPLUS AND OTHER FUNDS; STATE PAGE**



**AUTHORIZED FLORIDA INSURER FINANCIAL ABSTRACTS, BY NAIC STATEMENT TYPE**

CALENDAR YEAR 2017

PURSUANT TO SECTION 624.315(1)(a), F.S.

COMPANY	NAIC COMPANY CODE	DOMICILE	NET ADMITTED ASSETS (\$)	LIABILITIES (\$)	CAPITAL AND SURPLUS (\$)	FL DIRECT PREMIUMS WRITTEN (\$)
<b>PROPERTY AND CASUALTY, TOTAL FLORIDA DIRECT PREMIUMS WRITTEN: \$50,368,171,821</b>						
NORGUARD INS CO	31470	FOREIGN	1,098,648,567	859,904,917	238,743,650	90,977,172
NORMANDY INS CO	13012	DOMESTIC	54,862,801	40,963,113	13,899,688	41,253,006
NORTH AMER CAPACITY INS CO	25038	FOREIGN	173,548,602	121,188,709	52,359,893	10,144,336
NORTH AMER ELITE INS CO	29700	FOREIGN	139,936,268	97,903,434	42,032,834	12,326,776
NORTH AMER SPECIALTY INS CO	29874	FOREIGN	510,423,216	188,985,597	321,437,619	15,676,867
NORTH LIGHT SPECIALTY INS CO	13167	FOREIGN	89,559,246	34,927,523	54,631,723	0
NORTH POINTE INS CO	27740	FOREIGN	20,476,142	9,242,589	11,233,553	613,803
NORTH RIVER INS CO	21105	FOREIGN	1,070,273,515	776,886,662	293,386,853	24,755,865
NORTHFIELD INS CO	27987	FOREIGN	391,939,719	271,723,947	120,215,771	7,044,763
NORTHLAND CAS CO	24031	FOREIGN	110,569,660	72,993,699	37,575,961	0
NORTHLAND INS CO	24015	FOREIGN	1,187,752,787	671,641,551	516,111,236	13,991,521
NOVA CAS CO	42552	FOREIGN	89,079,677	495,542	88,584,135	7,996,967
NUTMEG INS CO	39608	FOREIGN	440,661,697	182,891,932	257,769,765	0
OAK RIVER INS CO	34630	FOREIGN	809,104,792	488,777,201	320,327,591	20,834,778
OAKWOOD INS CO	31208	FOREIGN	72,112,311	30,750,971	41,361,340	-6,603,030
OBI AMER INS CO	15645	FOREIGN	15,478,344	30,864	15,447,480	111,176
OBI NATL INS CO	14190	FOREIGN	13,277,707	26,500	13,251,207	354,856
OCCIDENTAL FIRE & CAS CO OF NC	23248	FOREIGN	474,328,526	250,347,732	223,980,794	36,337,319
OCEAN HARBOR CAS INS CO	12360	DOMESTIC	285,120,325	219,033,669	66,086,656	204,612,113
ODYSSEY REINS CO	23680	FOREIGN	7,797,058,913	4,548,227,956	3,248,830,957	0
OHIO CAS INS CO	24074	FOREIGN	6,147,617,984	4,453,993,843	1,693,624,141	27,598,678
OHIO FARMERS INS CO	24104	FOREIGN	3,107,895,303	773,381,320	2,334,513,983	260,756
OHIO IND CO	26565	FOREIGN	152,509,155	107,046,542	45,462,613	7,035,677
OHIO SECURITY INS CO	24082	FOREIGN	16,176,242	1,199,509	14,976,734	110,201,317
OLD DOMINION INS CO	40231	DOMESTIC	36,074,039	15,451	36,058,588	114,791,648
OLD REPUBLIC GEN INS CORP	24139	FOREIGN	2,078,817,550	1,482,516,396	596,301,154	10,710,181
OLD REPUBLIC INS CO	24147	FOREIGN	2,923,260,036	1,782,092,162	1,141,167,874	111,559,399
OLD REPUBLIC SECURITY ASSUR CO	35424	FOREIGN	1,023,558,050	820,942,777	202,615,273	0
OLD REPUBLIC SURETY CO	40444	FOREIGN	127,125,256	56,647,178	70,478,078	5,039,892
OLD REPUBLIC UNION INS CO	31143	FOREIGN	61,435,960	7,990,478	53,445,482	7,125,468
OLD UNITED CAS CO	37060	FOREIGN	650,467,148	409,780,069	240,687,078	11,236,419
OLYMPUS INS CO	12954	DOMESTIC	78,759,489	49,409,515	29,349,974	136,754,952
OMEGA INS CO	38644	DOMESTIC	42,299,652	29,168,049	13,131,603	71,550,780
OMNI IND CO	34940	FOREIGN	74,119,862	55,779,358	18,340,504	975,121
OMNI INS CO	39098	FOREIGN	96,085,783	78,594,675	17,491,108	0
OMS NATL INS CO RRG	44121	FOREIGN	442,774,615	174,854,875	267,919,740	5,978,841
ONECIS INS CO	15385	FOREIGN	22,657,504	3,207,203	19,450,300	900
OOIDA RRG INC	10353	FOREIGN	95,586,883	70,864,289	24,722,595	6,987,919
OPHTHALMIC MUT INS CO RRG	44105	FOREIGN	294,413,336	80,543,996	213,869,340	5,607,289
ORTHOFORUM INS CO RRG	14260	FOREIGN	25,389,159	21,907,329	3,481,830	1,114,125
OWNERS INS CO	32700	FOREIGN	4,110,384,197	2,294,859,390	1,815,524,807	139,445,144
PACIFIC EMPLOYERS INS CO	22748	FOREIGN	3,687,373,794	2,623,939,092	1,063,434,702	657,291
PACIFIC IND CO	20346	FOREIGN	6,560,023,975	3,567,479,136	2,992,544,839	32,792,447
PACIFIC INS CO LTD	10046	FOREIGN	676,111,471	438,076,128	238,035,343	513,565
PACIFIC SPECIALTY INS CO	37850	FOREIGN	294,372,820	183,904,686	110,468,132	239,301
PACO ASSUR CO INC	10222	FOREIGN	64,093,286	32,680,136	31,413,150	1,611,140
PALMETTO SURETY CORP	13121	FOREIGN	15,471,149	11,392,215	4,078,934	5,241,534
PARATRANSIT INS CO MUT RRG	44130	FOREIGN	31,117,153	16,360,954	14,756,199	0
PARTNER REINS CO OF THE US	38636	FOREIGN	4,655,276,675	3,319,599,191	1,335,677,484	0
PARTNERRE AMER INS CO	11835	FOREIGN	393,029,021	282,978,235	110,050,786	4,118,945
PARTNERRE INS CO OF NY	10006	FOREIGN	117,280,622	7,958,945	109,321,677	0
PATRIOT GEN INS CO	23442	FOREIGN	25,836,489	548,486	25,288,004	2,862,511
PCH MUT INS CO INC RRG	11973	FOREIGN	7,264,407	4,310,035	2,954,372	69,491

**SOURCE: NAIC ANNUAL STATEMENT – EXH. OF ASSETS; EXH. OF LIABILITIES, SURPLUS AND OTHER FUNDS; STATE PAGE**

**AUTHORIZED FLORIDA INSURER FINANCIAL ABSTRACTS, BY NAIC STATEMENT TYPE**

CALENDAR YEAR 2017

PURSUANT TO SECTION 624.315(1)(a), F.S.

COMPANY	NAIC COMPANY CODE	DOMICILE	NET ADMITTED ASSETS (\$)	LIABILITIES (\$)	CAPITAL AND SURPLUS (\$)	FL DIRECT PREMIUMS WRITTEN (\$)
<b>PROPERTY AND CASUALTY, TOTAL FLORIDA DIRECT PREMIUMS WRITTEN: \$50,368,171,821</b>						
PEACE CHURCH RRG INC	11846	FOREIGN	21,111,855	4,820,066	16,291,789	83,053
PEACHTREE CAS INS CO	25755	DOMESTIC	16,465,424	11,412,051	5,053,373	22,798,019
PEAK PROP & CAS INS CORP	18139	FOREIGN	48,662,087	9,560,824	39,101,263	92,558,917
PEERLESS IND INS CO	18333	FOREIGN	199,530,812	7,542,386	191,988,425	0
PEERLESS INS CO	24198	FOREIGN	14,599,952,771	11,151,500,179	3,448,452,589	10,465
PELEUS INS CO	34118	FOREIGN	92,110,446	38,522,062	53,588,384	7,893,923
PENN AMER INS CO	32859	FOREIGN	127,202,897	64,133,392	63,069,505	10,679,626
PENN MILLERS INS CO	14982	FOREIGN	99,756,735	57,521,461	42,235,274	469,428
PENNSYLVANIA INS CO	21962	FOREIGN	72,316,204	23,702,327	48,613,877	0
PENNSYLVANIA LUMBERMENS MUT INS	14974	FOREIGN	488,134,716	355,325,536	132,809,180	16,265,486
PENNSYLVANIA MANUFACTURERS ASSOC INS	12262	FOREIGN	1,017,283,460	673,443,928	343,839,532	42,094,083
PENNSYLVANIA MANUFACTURERS IND CO	41424	FOREIGN	233,717,359	147,098,727	86,618,632	2,598,943
PENNSYLVANIA NATL MUT CAS INS CO	14990	FOREIGN	1,288,704,546	712,664,089	576,040,457	440,029
PEOPLES TRUST INS CO	13125	DOMESTIC	254,048,812	187,629,521	66,419,288	239,576,112
PERMANENT GEN ASSUR CORP	37648	FOREIGN	582,232,843	446,468,331	135,764,512	56,790,939
PETROLEUM CAS CO	12297	FOREIGN	32,808,905	9,681,952	23,126,952	13,534
PHARMACISTS MUT INS CO	13714	FOREIGN	319,078,389	187,679,455	131,398,934	2,916,967
PHILADELPHIA IND INS CO	18058	FOREIGN	8,653,171,302	6,336,802,111	2,316,369,191	191,952,575
PHOENIX INS CO	25623	FOREIGN	4,210,258,542	2,584,892,086	1,625,366,455	47,741,669
PHYSICIANS CAS RRG INC	13995	FOREIGN	12,965,182	9,840,326	3,124,856	3,533,939
PHYSICIANS IND RRG	12746	FOREIGN	6,530,521	4,807,684	1,722,837	2,641,617
PHYSICIANS INS CO	11588	DOMESTIC	14,240,856	8,629,255	5,611,601	6,553,771
PHYSICIANS PROFESSIONAL LIAB RRG	11514	FOREIGN	37,458,657	18,045,369	19,413,289	4,556,289
PHYSICIANS SPECIALTY LTD RRG	11513	FOREIGN	11,040,607	3,679,740	7,360,867	0
PINNACLE CONSORTIUM OF HIGHER ED RRG	11980	FOREIGN	66,690,435	35,936,931	30,753,507	0
PLANS LIAB INS CO	26794	FOREIGN	106,749,968	58,352,984	48,396,984	0
PLATEAU CAS INS CO	10817	FOREIGN	45,822,439	23,446,461	22,375,978	588,461
PLATTE RIVER INS CO	18619	FOREIGN	150,799,223	102,524,796	48,274,427	3,337,148
PLAZA INS CO	30945	FOREIGN	65,556,283	37,866,638	27,689,645	14,055,548
PLYMOUTH ROCK ASSUR PREFERRED CORP	36587	FOREIGN	25,404,702	.	25,404,702	0
PODIATRY INS CO OF AMER	14460	FOREIGN	303,235,161	190,450,669	112,784,492	5,372,792
PRAETORIAN INS CO	37257	FOREIGN	453,917,350	242,077,659	211,839,691	13,636,494
PREFERRED CONTRACTORS INS CO RRG LLC	12497	FOREIGN	116,295,231	103,237,256	13,057,975	2,957,412
PREFERRED PHYSICIANS MEDICAL RRG A M	44083	FOREIGN	23,972,988	18,972,987	5,000,000	978,075
PREFERRED PROFESSIONAL INS CO	36234	FOREIGN	327,417,870	145,166,325	182,251,545	2,201,566
PREMIER GRP INS CO INC	10800	FOREIGN	58,990,530	20,043,540	38,946,990	3,249,991
PREPARED INS CO	13687	DOMESTIC	69,123,696	49,107,401	20,016,297	54,565,726
PRIME INS CO	12588	FOREIGN	127,580,269	64,165,810	63,414,459	4,180,494
PRIME PROP & CAS INS INC	14371	FOREIGN	52,299,379	33,218,152	19,081,227	21,090,852
PRINCETON EXCESS & SURPLUS LINES INS	10786	FOREIGN	167,483,791	102,259,275	65,224,516	23,745,229
PRIVILEGE UNDERWRITERS RECP EXCH	12873	DOMESTIC	568,044,540	340,464,456	227,580,084	129,979,737
PROASSURANCE AMER MUT A RRG	15647	FOREIGN	12,120,645	1,575,291	10,545,354	31,872
PROASSURANCE CAS CO	38954	FOREIGN	990,007,562	695,124,210	294,883,352	15,522,596
PROASSURANCE IND CO INC	33391	FOREIGN	1,080,960,542	732,152,115	348,808,427	1,325,029
PROASSURANCE SPECIALTY INS CO	10179	FOREIGN	56,969,154	23,484,738	33,484,416	5,785,239
PROBUILDERS SPECIALTY INS CO RRG	11671	FOREIGN	12,461,614	327,200	12,134,414	0
PRODUCERS AGRICULTURE INS CO	34312	FOREIGN	448,769,580	387,056,466	61,713,114	947,511
PROFESSIONAL SECURITY INS CO	11811	FOREIGN	82,273,511	11,986,927	70,286,584	5,334,076
PROFESSIONALS ADVOCATE INS CO	29017	FOREIGN	142,420,537	26,314,788	116,105,748	0
PROGRESSIVE ADVANCED INS CO	11851	FOREIGN	530,414,981	305,924,256	224,490,725	0
PROGRESSIVE AMER INS CO	24252	FOREIGN	585,861,470	335,511,566	250,349,904	1,756,583,502
PROGRESSIVE BAYSIDE INS CO	17350	FOREIGN	148,380,075	105,800,242	42,579,833	0
PROGRESSIVE CAS INS CO	24260	FOREIGN	8,431,163,893	6,306,351,820	2,124,812,073	9,766

**SOURCE: NAIC ANNUAL STATEMENT – EXH. OF ASSETS; EXH. OF LIABILITIES, SURPLUS AND OTHER FUNDS; STATE PAGE**

**AUTHORIZED FLORIDA INSURER FINANCIAL ABSTRACTS, BY NAIC STATEMENT TYPE**

CALENDAR YEAR 2017

PURSUANT TO SECTION 624.315(1)(a), F.S.

COMPANY	NAIC COMPANY CODE	DOMICILE	NET ADMITTED ASSETS (\$)	LIABILITIES (\$)	CAPITAL AND SURPLUS (\$)	FL DIRECT PREMIUMS WRITTEN (\$)
<b>PROPERTY AND CASUALTY, TOTAL FLORIDA DIRECT PREMIUMS WRITTEN: \$50,368,171,821</b>						
PROGRESSIVE DIRECT INS CO	16322	FOREIGN	7,785,732,957	5,433,026,396	2,352,706,561	0
PROGRESSIVE EXPRESS INS CO	10193	FOREIGN	251,401,472	188,919,927	62,481,545	431,053,470
PROGRESSIVE PROP INS CO	13038	DOMESTIC	91,718,754	50,104,583	41,614,171	94,922,403
PROGRESSIVE SELECT INS CO	10192	FOREIGN	849,966,785	627,894,049	222,072,736	1,325,664,330
PROGRESSIVE SOUTHEASTERN INS CO	38784	FOREIGN	210,946,813	136,438,680	74,508,133	0
PROGRESSIVE SPECIALTY INS CO	32786	FOREIGN	1,166,319,151	799,909,356	366,409,795	0
PROPERTY & CAS INS CO OF HARTFORD	34690	FOREIGN	237,543,953	131,371,466	106,172,487	30,562,132
PROSELECT INS CO	10638	FOREIGN	374,661,909	128,810,510	245,851,399	0
PROTECTIVE INS CO	12416	FOREIGN	885,622,661	465,252,512	420,370,149	26,716,091
PROTECTIVE PROP & CAS INS CO	35769	FOREIGN	385,488,161	215,571,261	169,916,899	12,949,912
PROVIDENCE WASHINGTON INS CO	24295	FOREIGN	159,722,614	111,784,139	47,938,475	0
PURE INS CO	13204	DOMESTIC	370,866,751	181,840,374	189,026,377	0
QBE INS CORP	39217	FOREIGN	2,054,330,212	1,376,336,697	677,993,515	86,771,209
QBE REINS CORP	10219	FOREIGN	1,031,422,551	258,383,507	773,039,044	0
QBE SPECIALTY INS CO	11515	FOREIGN	363,437,943	246,447,730	116,990,213	122,149,197
RADIAN GUAR INC	33790	FOREIGN	4,071,176,103	2,870,223,409	1,200,952,694	77,276,241
RADIAN MORTGAGE ASSUR INC	30872	FOREIGN	8,749,796	16,659	8,733,137	0
RADNOR SPECIALTY INS CO	15756	FOREIGN	53,958,263	1,127,870	52,830,392	0
REDWOOD FIRE & CAS INS CO	11673	FOREIGN	1,893,660,397	1,134,122,025	759,538,372	0
REGENT INS CO	24449	FOREIGN	40,893,097	8,683,329	32,209,768	1,178,886
RELIAMAX SURETY CO	12623	FOREIGN	62,970,109	42,165,877	20,804,232	32,077
RENAISSANCE REINS US INC	10357	FOREIGN	1,633,721,582	1,110,337,477	523,384,105	0
REPUBLIC IND CO OF AMER	22179	FOREIGN	2,267,282,312	1,802,228,314	465,053,998	0
REPUBLIC MORT ASSUR CO	32174	DOMESTIC	22,770,813	13,426,027	9,344,786	0
REPUBLIC MORTGAGE GUAR INS CORP	31275	FOREIGN	139,790,619	119,440,817	20,349,802	0
REPUBLIC MORTGAGE INS CO	28452	FOREIGN	586,375,200	536,418,844	49,956,356	6,975,227
REPUBLIC VANGUARD INS CO	40479	FOREIGN	25,310,335	110,641	25,199,694	3,350,134
RESPONSE INS CO	43044	FOREIGN	39,270,816	2,620,530	36,650,286	114,151
RESPONSE WORLDWIDE DIRECT AUTO INS C	20133	FOREIGN	10,452,504	33,633	10,418,871	0
RESPONSE WORLDWIDE INS CO	26050	FOREIGN	11,708,918	42,719	11,666,199	0
RESPONSIVE AUTO INS CO	13131	DOMESTIC	24,815,188	15,645,162	9,170,026	26,244,108
RESTORATION RRG INC	12209	FOREIGN	85,027,000	47,301,258	37,725,742	959,403
RETAILFIRST INS CO	10700	DOMESTIC	325,101,484	168,758,157	156,343,327	93,156,984
RIVERPORT INS CO	36684	FOREIGN	98,568,878	57,664,669	40,904,209	15,102
RLI INS CO	13056	FOREIGN	1,817,034,956	952,481,321	864,553,635	37,156,041
ROCHE SURETY & CAS CO INC	42706	DOMESTIC	24,268,391	14,480,879	9,787,512	1,070,776
ROCKHILL INS CO	28053	FOREIGN	157,336,168	68,638,304	88,697,864	41,857,821
ROCKINGHAM CAS CO	42595	FOREIGN	30,384,768	967,777	29,416,991	2,359,070
ROCKWOOD CAS INS CO	35505	FOREIGN	289,674,936	169,665,461	120,009,475	59,633
ROMULUS INS RRG INC	15744	FOREIGN	2,893,963	724,218	2,169,745	0
RSUI IND CO	22314	FOREIGN	3,637,776,480	2,013,502,975	1,624,273,505	14,283,859
RURAL COMM INS CO	39039	FOREIGN	1,790,689,751	1,543,574,744	247,115,007	4,110,102
RVI AMER INS CO	23132	FOREIGN	109,413,254	43,537,007	65,876,247	0
SAFE HARBOR INS CO	12563	DOMESTIC	83,051,892	59,465,348	23,586,544	74,566,507
SAFECO INS CO OF AMER	24740	FOREIGN	4,863,358,765	3,360,066,662	1,503,292,104	17,137,162
SAFECO INS CO OF IL	39012	FOREIGN	194,585,009	7,176,015	187,408,994	312,274,723
SAFECO NATL INS CO	24759	FOREIGN	15,665,335	753,932	14,911,404	0
SAFEPONT INS CO	15341	DOMESTIC	175,386,571	129,271,024	46,115,547	144,002,696
SAFETY FIRST INS CO	11123	FOREIGN	74,655,896	3,839,121	70,816,775	55,785
SAFETY NATL CAS CORP	15105	FOREIGN	7,223,840,887	5,141,919,246	2,081,921,641	29,080,367
SAFETY SPECIALTY INS CO	13815	FOREIGN	89,126,647	15,642,175	73,484,472	5,735,137
SAFEWAY INS CO	12521	FOREIGN	565,820,375	250,555,530	315,264,845	0
SAGAMORE INS CO	40460	FOREIGN	169,124,709	36,089,486	133,035,223	14,948

**SOURCE: NAIC ANNUAL STATEMENT – EXH. OF ASSETS; EXH. OF LIABILITIES, SURPLUS AND OTHER FUNDS; STATE PAGE**

**AUTHORIZED FLORIDA INSURER FINANCIAL ABSTRACTS, BY NAIC STATEMENT TYPE**

CALENDAR YEAR 2017

PURSUANT TO SECTION 624.315(1)(a), F.S.

COMPANY	NAIC COMPANY CODE	DOMICILE	NET ADMITTED ASSETS (\$)	LIABILITIES (\$)	CAPITAL AND SURPLUS (\$)	FL DIRECT PREMIUMS WRITTEN (\$)
<b>PROPERTY AND CASUALTY, TOTAL FLORIDA DIRECT PREMIUMS WRITTEN: \$50,368,171,821</b>						
SAMARITAN RRG INC	12511	FOREIGN	42,921,829	18,937,582	23,984,247	10,013,174
SAMSUNG FIRE & MARINE INS CO LTD	38300	FOREIGN	97,590,726	39,862,830	57,727,896	237,937
SAVERS PROP & CAS INS CO	16551	FOREIGN	51,233,261	926,651	50,306,610	83,534
SCOR REINS CO	30058	FOREIGN	3,541,548,706	2,721,407,014	820,141,692	0
SCOTTSDALE IND CO	15580	FOREIGN	84,517,350	44,856,324	39,661,026	14,340,601
SCOTTSDALE INS CO	41297	FOREIGN	2,536,866,603	1,799,076,708	737,789,895	202,495,075
SCRUBS MUT ASSUR CO RRG	12988	FOREIGN	14,162,652	10,438,819	3,723,832	176,631
SEAVIEW INS CO	10004	FOREIGN	23,928,412	11,150,098	12,778,314	0
SECURIAN CAS CO	10054	FOREIGN	328,188,770	209,771,891	118,416,879	25,544,061
SECURITY FIRST INS CO	10117	DOMESTIC	252,331,155	176,431,441	75,899,715	391,403,660
SECURITY NATL INS CO	33120	DOMESTIC	133,072,059	97,567,487	35,504,572	237,045,380
SECURITY NATL INS CO	19879	FOREIGN	1,114,070,162	1,005,071,668	108,998,494	24,820,600
SELECT INS CO	22233	FOREIGN	80,447,592	337,410	80,110,182	0
SELECTIVE INS CO OF THE SOUTHEAST	39926	FOREIGN	507,511,915	395,681,941	111,829,974	33,553,508
SENECA INS CO INC	10936	FOREIGN	181,441,526	38,946,727	142,494,799	1,996,389
SENECA SPECIALTY INS CO	10729	FOREIGN	50,821,247	.	50,821,247	5,424,370
SENIORSFIRST RRG INC	16088	FOREIGN	1,000,000	.	1,000,000	0
SENTINEL INS CO LTD	11000	FOREIGN	280,907,184	84,798,974	196,108,210	30,125,375
SENTRUITY CAS CO	12870	FOREIGN	210,671,984	160,909,991	49,761,993	144,841
SENTRY CAS CO	28460	FOREIGN	355,866,628	285,134,034	70,732,594	3,774,837
SENTRY INS A MUT CO	24988	FOREIGN	8,392,798,995	3,251,556,571	5,141,242,424	15,514,023
SENTRY SELECT INS CO	21180	FOREIGN	826,641,871	599,904,687	226,737,184	42,840,196
SERVICE AMER IND CO	39152	FOREIGN	21,559,298	59,418	21,499,880	0
SERVICE INS CO	36560	DOMESTIC	60,970,631	13,652,361	47,318,270	20,183,846
SEVEN SEAS INS CO INC	37672	DOMESTIC	22,808,276	2,644,459	20,163,817	20,252,747
SFM MUT INS CO	11347	FOREIGN	612,091,337	464,364,124	147,727,213	100,719
SIRIUS AMER INS CO	38776	FOREIGN	1,337,512,698	815,703,411	521,809,287	3,054,143
SOMPO JAPAN FIRE & MAR INS CO AMER	38997	FOREIGN	82,807,014	7,897,743	74,909,271	0
SOMPO JAPAN INS CO OF AMER	11126	FOREIGN	1,285,062,390	713,116,066	571,946,324	7,740,954
SOUTHERN FARM BUREAU CAS INS CO	18325	FOREIGN	2,269,349,649	931,483,402	1,337,866,247	0
SOUTHERN FARM BUREAU PROP	10058	FOREIGN	57,909,295	257,151	57,652,144	0
SOUTHERN FIDELITY INS CO INC	10136	DOMESTIC	196,651,254	114,583,839	82,067,415	85,498,771
SOUTHERN FIDELITY PROP & CAS INC	14166	DOMESTIC	107,799,026	80,081,445	27,717,581	101,372,799
SOUTHERN INS CO	19216	FOREIGN	39,430,171	9,823,107	29,607,064	1,822
SOUTHERN OAK INS CO	12247	DOMESTIC	121,878,661	65,674,664	56,203,997	96,108,419
SOUTHERN OWNERS INS CO	10190	FOREIGN	821,774,886	567,865,511	253,909,375	413,981,058
SOUTHWEST MARINE & GEN INS CO	12294	FOREIGN	216,443,272	153,139,194	63,304,078	49,640
SPARTA INS CO	20613	FOREIGN	228,573,050	142,309,876	86,263,174	-2,487
SPINNAKER INS CO	24376	FOREIGN	48,508,927	20,560,636	27,948,291	130,043
SPIRIT COMMERCIAL AUTO RRG INC	14207	FOREIGN	97,689,082	96,985,994	703,088	7,168,753
SPIRIT MOUNTAIN INS CO RRG INC	10754	FOREIGN	6,050,838	2,963,391	3,087,447	160,484
ST JOHNS INS CO INC	11844	DOMESTIC	129,526,061	78,874,391	50,651,670	260,126,504
ST PAUL FIRE & MARINE INS CO	24767	FOREIGN	18,716,417,995	13,349,136,294	5,367,281,700	10,298,213
ST PAUL GUARDIAN INS CO	24775	FOREIGN	75,837,308	52,700,865	23,136,443	0
ST PAUL MERCURY INS CO	24791	FOREIGN	341,232,040	225,220,791	116,011,250	1,157,852
ST PAUL PROTECTIVE INS CO	19224	FOREIGN	518,020,708	301,782,394	216,238,314	570,709
ST PAUL SURPLUS LINES INS CO	30481	FOREIGN	636,204,678	452,757,242	183,447,436	1,386,758
STANDARD FIRE INS CO	19070	FOREIGN	3,766,363,844	2,576,884,269	1,189,479,575	323,052,792
STANDARD GUAR INS CO	42986	FOREIGN	314,445,184	184,682,196	129,762,988	-21,688
STAR & SHIELD INS EXCH	13621	DOMESTIC	4,418,838	2,199,824	2,219,014	711,232
STAR CAS INS CO	32387	DOMESTIC	23,601,102	18,377,099	5,224,003	23,211,801
STAR INS CO	18023	FOREIGN	1,815,554,896	1,251,619,089	563,935,807	14,230,603
STARNET INS CO	40045	FOREIGN	242,097,338	125,035,938	117,061,401	11,276,977

**SOURCE: NAIC ANNUAL STATEMENT – EXH. OF ASSETS; EXH. OF LIABILITIES, SURPLUS AND OTHER FUNDS; STATE PAGE**

**AUTHORIZED FLORIDA INSURER FINANCIAL ABSTRACTS, BY NAIC STATEMENT TYPE**

CALENDAR YEAR 2017

PURSUANT TO SECTION 624.315(1)(a), F.S.

COMPANY	NAIC COMPANY CODE	DOMICILE	NET ADMITTED ASSETS (\$)	LIABILITIES (\$)	CAPITAL AND SURPLUS (\$)	FL DIRECT PREMIUMS WRITTEN (\$)
<b>PROPERTY AND CASUALTY, TOTAL FLORIDA DIRECT PREMIUMS WRITTEN: \$50,368,171,821</b>						
STARR IND & LIAB CO	38318	FOREIGN	4,803,583,961	2,928,293,728	1,875,290,233	87,771,181
STARR SURPLUS LINES INS CO	13604	FOREIGN	404,988,704	271,385,207	133,603,497	30,403,281
STARSTONE NATL INS CO	25496	FOREIGN	424,330,954	312,946,196	111,384,758	21,333,400
STARSTONE SPECIALTY INS CO	44776	FOREIGN	237,992,426	91,269,627	146,722,799	7,343,214
STATE AUTO PROP & CAS INS CO	25127	FOREIGN	2,518,869,395	1,831,827,886	687,041,509	309,940
STATE AUTOMOBILE MUT INS CO	25135	FOREIGN	2,407,293,508	1,628,347,323	778,946,185	160,475
STATE FARM FIRE & CAS CO	25143	FOREIGN	39,411,857,751	21,701,669,122	17,710,188,629	79,982,844
STATE FARM FL INS CO	10739	DOMESTIC	2,063,409,866	1,086,682,609	976,727,258	697,656,330
STATE FARM GEN INS CO	25151	FOREIGN	7,241,887,600	4,055,027,204	3,186,860,396	1,453
STATE FARM MUT AUTO INS CO	25178	FOREIGN	160,731,957,096	63,726,974,789	97,004,982,308	3,063,562,737
STATE NATL INS CO INC	12831	FOREIGN	442,864,379	131,488,497	311,375,882	86,849,158
STATES SELF INSURERS RRG	44075	FOREIGN	28,252,767	18,576,396	9,676,371	0
STEADFAST INS CO	26387	FOREIGN	723,393,753	214,608,710	508,785,043	59,638,254
STICO MUT INS CO RRG	10476	FOREIGN	23,072,959	10,613,474	12,459,484	42,461
STILLWATER INS CO	25180	FOREIGN	398,971,983	221,016,433	177,955,550	7,617,410
STILLWATER PROP & CAS INS CO	16578	FOREIGN	140,352,830	11,984,203	128,368,627	11,340,123
STONINGTON INS CO	10340	FOREIGN	15,691,029	1,390,202	14,300,827	767,737
STRATFORD INS CO	40436	FOREIGN	539,929,613	453,675,224	86,254,389	1,064,650
SU INS CO	10130	FOREIGN	24,117,170	11,170,348	12,946,822	0
SUECIA INS CO	39187	FOREIGN	43,528,024	22,350,746	21,177,278	0
SUN SURETY INS CO	10909	FOREIGN	22,356,409	11,637,262	10,719,147	432,514
SUNLAND RRG INC	14026	FOREIGN	2,364,675	888,529	1,476,146	1,151,424
SUNZ INS CO	34762	DOMESTIC	195,505,800	158,318,240	37,187,560	27,204,120
SURETEC INS CO	10916	FOREIGN	253,239,589	151,183,990	102,055,598	2,497,337
SWISS REINS AMER CORP	25364	FOREIGN	14,202,191,690	10,964,212,908	3,237,978,782	0
SYNERGY INS CO	12773	FOREIGN	74,380,799	45,778,439	28,602,360	2,957,262
T H E INS CO	12866	FOREIGN	211,579,199	159,825,630	51,753,569	13,120,579
TDC NATL ASSUR CO	41050	FOREIGN	344,763,637	250,736,076	94,027,561	0
TDC SPECIALTY INS CO	34487	FOREIGN	129,617,322	34,197,245	95,420,077	2,203,660
TEACHERS INS CO	22683	FOREIGN	356,869,136	208,175,766	148,693,370	2,047,932
TECHNOLOGY INS CO INC	42376	FOREIGN	3,773,098,921	2,674,409,528	1,098,689,393	141,913,466
TERRA INS CO RRG	10113	FOREIGN	27,225,145	9,281,949	17,943,196	0
TERRAFIRMA RRG LLC	14395	FOREIGN	6,800,478	1,946,290	4,854,188	8,616
TEXAS FARMERS INS CO	21695	FOREIGN	676,058,244	589,080,421	86,977,822	0
TEXAS MEDICAL INS CO	10393	FOREIGN	64,769,678	31,751,847	33,017,831	0
THE BAR PLAN MUT INS CO	29513	FOREIGN	41,913,033	26,268,734	15,644,299	43,951
THE CINCINNATI CAS CO	28665	FOREIGN	433,575,884	41,289,227	392,286,657	800,994
THE CINCINNATI IND CO	23280	FOREIGN	132,971,976	32,972,583	99,999,393	25,141,313
THE CINCINNATI INS CO	10677	FOREIGN	12,914,879,406	7,821,313,577	5,093,565,829	47,350,718
THE CINCINNATI SPECIALTY UNDERWRITER	13037	FOREIGN	820,570,286	384,610,235	435,960,051	11,107,333
THE DOCTORS CO RRG A RECIP EXCH	14347	FOREIGN	27,847,821	12,831,874	15,015,947	1,253,770
THE HLTHCARE UNDERWRITING CO RRG	10152	FOREIGN	154,913,139	120,899,454	34,013,685	35,382,187
THE MUTUAL RRG INC	26257	FOREIGN	111,437,927	58,388,822	53,049,105	0
THE NATL CATHOLIC RRG INC	10083	FOREIGN	69,226,558	53,750,355	15,476,204	0
THE SERV INS CO INC	28240	FOREIGN	15,846,823	7,554,775	8,292,048	32,654
THE TRAVELERS CAS CO	41769	FOREIGN	207,355,792	148,157,776	59,198,016	0
TIG INS CO	25534	FOREIGN	2,465,346,804	1,786,704,963	678,641,841	-6,525
TITAN IND CO	13242	FOREIGN	157,638,664	12,403,237	145,235,427	1,204,591
TITAN INS CO	36269	FOREIGN	134,289,456	34,027,090	100,262,366	359,878
TITAN INS CO INC RRG	11153	FOREIGN	67,457,004	15,376,706	52,080,297	0
TITLE INDUSTRY ASSUR CO RRG	10084	FOREIGN	7,937,955	3,103,670	4,834,285	138,218
TNUS INS CO	32301	FOREIGN	64,503,611	7,400,114	57,103,496	170,960
TOA RE INS CO OF AMER	42439	FOREIGN	1,820,273,629	1,160,077,632	660,195,997	0

**SOURCE: NAIC ANNUAL STATEMENT – EXH. OF ASSETS; EXH. OF LIABILITIES, SURPLUS AND OTHER FUNDS; STATE PAGE**

**AUTHORIZED FLORIDA INSURER FINANCIAL ABSTRACTS, BY NAIC STATEMENT TYPE**

CALENDAR YEAR 2017

PURSUANT TO SECTION 624.315(1)(a), F.S.

COMPANY	NAIC COMPANY CODE	DOMICILE	NET ADMITTED ASSETS (\$)	LIABILITIES (\$)	CAPITAL AND SURPLUS (\$)	FL DIRECT PREMIUMS WRITTEN (\$)
<b>PROPERTY AND CASUALTY, TOTAL FLORIDA DIRECT PREMIUMS WRITTEN: \$50,368,171,821</b>						
TOKIO MARINE AMER INS CO	10945	FOREIGN	1,409,529,617	904,803,263	504,726,353	16,248,451
TOKIO MARINE SPECIALTY INS CO	23850	FOREIGN	606,471,658	415,928,944	190,542,714	17,118,257
TOKIO MILLENNIUM RE AG (US BRANCH)	15529	FOREIGN	1,226,183,281	995,024,770	231,158,511	0
TOPA INS CO	18031	FOREIGN	198,994,334	120,026,443	78,967,891	99,807
TOWER HILL PREFERRED INS CO	29050	DOMESTIC	99,661,101	54,331,498	45,329,603	104,237,707
TOWER HILL PRIME INS CO	11027	DOMESTIC	236,082,423	137,397,500	98,684,923	317,944,106
TOWER HILL SELECT INS CO	12011	DOMESTIC	74,982,994	49,732,632	25,250,362	96,189,547
TOWER HILL SIGNATURE INS CO	12538	DOMESTIC	117,708,063	78,311,305	39,396,758	134,007,277
TOYOTA MOTOR INS CO	37621	FOREIGN	557,737,157	303,627,569	254,109,588	16,559,854
TRADERS INS CO	42749	FOREIGN	83,312,682	57,512,121	25,800,561	0
TRANS PACIFIC INS CO	41238	FOREIGN	67,641,767	13,392,733	54,249,034	1,031,301
TRANSAMERICA CAS INS CO	10952	FOREIGN	455,532,160	181,250,077	274,282,083	37,447,008
TRANSATLANTIC REINS CO	19453	FOREIGN	14,732,190,607	9,739,336,892	4,992,853,715	0
TRANSGUARD INS CO OF AMER INC	28886	FOREIGN	389,506,956	235,072,593	154,434,363	7,190,198
TRANSPORTATION INS CO	20494	FOREIGN	79,016,570	70,860	78,945,710	21,100,409
TRAVCO INS CO	28188	FOREIGN	217,482,661	151,561,337	65,921,324	0
TRAVELERS CAS & SURETY CO	19038	FOREIGN	16,983,797,048	10,457,712,431	6,526,084,617	16,299,119
TRAVELERS CAS & SURETY CO OF AMER	31194	FOREIGN	4,232,760,599	2,216,124,273	2,016,636,327	112,155,448
TRAVELERS CAS CO OF CT	36170	FOREIGN	326,050,523	240,748,655	85,301,868	0
TRAVELERS CAS INS CO OF AMER	19046	FOREIGN	1,958,131,393	1,426,042,323	532,089,070	13,923,178
TRAVELERS COMMERCIAL CAS CO	40282	FOREIGN	330,444,746	240,514,248	89,930,498	0
TRAVELERS COMMERCIAL INS CO	36137	FOREIGN	364,970,020	276,094,350	88,875,670	12,720,521
TRAVELERS EXCESS & SURPLUS LINES CO	29696	FOREIGN	219,427,799	157,734,326	61,693,473	24,932,276
TRAVELERS HOME & MARINE INS CO	27998	FOREIGN	370,355,321	264,762,776	105,592,545	75,310,932
TRAVELERS IND CO	25658	FOREIGN	21,394,450,285	14,574,227,790	6,820,222,495	50,696,378
TRAVELERS IND CO OF AMER	25666	FOREIGN	621,920,526	443,857,254	178,063,273	93,699,715
TRAVELERS IND CO OF CT	25682	FOREIGN	1,088,882,664	756,377,302	332,505,363	34,404,316
TRAVELERS PROP CAS CO OF AMER	25674	FOREIGN	857,418,754	422,400,386	435,018,368	156,240,502
TRAVELERS PROP CAS INS CO	36161	FOREIGN	269,081,984	194,516,291	74,565,693	0
TRI STATE INS CO OF MN	31003	FOREIGN	60,101,841	26,653,590	33,448,251	118,118
TRINITY UNIVERSAL INS CO	19887	FOREIGN	1,853,344,940	1,196,621,392	656,723,548	0
TRITON INS CO	41211	FOREIGN	453,931,020	284,047,521	169,883,500	1,494,750
TRIUMPH CAS CO	41106	FOREIGN	60,484,278	41,396,812	19,087,466	1,722,697
TRUCK INS EXCH	21709	FOREIGN	2,107,617,084	1,466,837,317	640,779,767	66,478
TRUMBULL INS CO	27120	FOREIGN	238,586,344	128,823,932	109,762,413	3,709,342
TUDOR INS CO	37982	FOREIGN	252,120,372	129,856,979	122,263,393	2,021,249
TWIN CITY FIRE INS CO CO	29459	FOREIGN	663,331,833	390,010,613	273,321,220	80,461,496
TYPTAP INS CO	15885	DOMESTIC	29,082,617	4,904,775	24,177,842	8,848,355
UNION INS CO	25844	FOREIGN	137,593,271	91,857,907	45,735,364	90,476
UNITED AUTOMOBILE INS CO	35319	DOMESTIC	263,411,682	207,450,593	55,961,089	187,606,825
UNITED CAS & SURETY INS CO	36226	FOREIGN	10,492,366	2,489,303	8,003,063	13,891
UNITED CAS INS CO OF AMER	11142	FOREIGN	13,538,945	3,056,018	10,482,927	3,919,838
UNITED EDUCATORS INS RRG INC	10020	FOREIGN	912,264,439	606,304,463	305,959,976	6,121,039
UNITED FINANCIAL CAS CO	11770	FOREIGN	3,346,362,852	2,624,820,008	721,542,844	0
UNITED FIRE & CAS CO	13021	FOREIGN	1,987,833,621	1,230,390,552	757,443,069	22,859,776
UNITED FIRE & IND CO	19496	FOREIGN	55,279,148	36,927,262	18,351,886	6,501
UNITED GUAR COMM INS CO OF NC	16659	FOREIGN	61,367,983	9,610,288	51,757,695	0
UNITED GUAR MORTGAGE IND CO	26999	FOREIGN	48,933,904	33,785,881	15,148,023	4,221,079
UNITED GUAR RESIDENTIAL INS CO	15873	FOREIGN	2,607,464,145	1,602,530,219	1,004,933,926	26,268,684
UNITED GUAR RESIDENTIAL INS CO OF NC	16667	FOREIGN	53,756,704	14,196,496	39,560,208	43,644
UNITED NATL INS CO	13064	FOREIGN	338,522,177	190,599,398	147,922,779	14,152,960
UNITED PROP & CAS INS CO	10969	DOMESTIC	618,229,716	453,948,810	164,280,906	316,075,910
UNITED SERV AUTOMOBILE ASSN	25941	FOREIGN	35,459,979,512	8,936,828,330	26,523,151,182	787,528,242

**SOURCE: NAIC ANNUAL STATEMENT – EXH. OF ASSETS; EXH. OF LIABILITIES, SURPLUS AND OTHER FUNDS; STATE PAGE**

**AUTHORIZED FLORIDA INSURER FINANCIAL ABSTRACTS, BY NAIC STATEMENT TYPE**

CALENDAR YEAR 2017

PURSUANT TO SECTION 624.315(1)(a), F.S.

COMPANY	NAIC COMPANY CODE	DOMICILE	NET ADMITTED ASSETS (\$)	LIABILITIES (\$)	CAPITAL AND SURPLUS (\$)	FL DIRECT PREMIUMS WRITTEN (\$)
<b>PROPERTY AND CASUALTY, TOTAL FLORIDA DIRECT PREMIUMS WRITTEN: \$50,368,171,821</b>						
UNITED SPECIALTY INS CO	12537	FOREIGN	330,164,101	181,174,294	148,989,807	98,187,220
UNITED STATES FIDELITY & GUAR CO	25887	FOREIGN	3,293,044,537	2,307,223,572	985,820,965	4,945
UNITED STATES FIRE INS CO	21113	FOREIGN	4,094,346,578	2,792,084,719	1,302,261,859	70,695,446
UNITED STATES LIAB INS CO	25895	FOREIGN	1,244,439,274	417,213,397	827,225,876	36,984,703
UNITED STATES SURETY CO	10656	FOREIGN	75,429,910	24,170,140	51,259,771	1,406,174
UNITED WI INS CO	29157	FOREIGN	246,933,129	125,564,775	121,368,354	10,632,754
UNITRIN AUTO & HOME INS CO	16063	FOREIGN	73,729,685	41,106,135	32,623,550	0
UNITRIN DIRECT PROP & CAS CO	10915	FOREIGN	14,319,297	4,128,704	10,190,593	3,338,889
UNIVERSAL FIRE & CAS INS CO	32867	FOREIGN	17,180,446	9,328,732	7,851,714	291,462
UNIVERSAL INS CO	31704	FOREIGN	882,537,900	633,554,163	248,983,737	0
UNIVERSAL INS CO OF NA	11986	DOMESTIC	116,651,234	82,061,116	34,590,118	96,585,670
UNIVERSAL PROP & CAS INS	10861	DOMESTIC	1,034,017,603	726,331,354	307,686,249	917,553,188
UNIVERSAL SURETY OF AMER	13200	FOREIGN	14,831,436	15,876	14,815,559	975,179
UNIVERSAL UNDERWRITERS INS CO	41181	FOREIGN	332,190,862	11,823,436	320,367,426	51,881,652
UPPER HUDSON NATL INS CO	29998	FOREIGN	2,968,666	2,132,503	836,163	0
URGENT CARE ASSUR CO RRG INC	12915	FOREIGN	5,184,457	3,541,545	1,642,912	225,197
US COASTAL PROP & CAS INS CO	15900	DOMESTIC	35,331,645	12,511,378	22,820,267	6,948,237
US SPECIALTY INS CO	29599	FOREIGN	1,888,396,685	1,301,352,430	587,044,255	21,694,389
US UNDERWRITERS INS CO	35416	FOREIGN	163,582,908	41,507,398	122,075,508	0
USAA CAS INS CO	25968	FOREIGN	10,897,745,129	6,178,167,901	4,719,577,228	537,005,191
USAA GEN IND CO	18600	FOREIGN	4,627,874,029	2,975,104,576	1,652,769,454	353,040,352
USPLATE GLASS INS CO	28497	FOREIGN	33,070,357	7,358,369	25,711,988	11,166,833
UTICA FIRST INS CO	15326	FOREIGN	291,642,990	149,106,791	142,536,199	571,913
UTICA MUT INS CO	25976	FOREIGN	2,525,314,146	1,595,509,972	929,804,174	550,277
UV INS RRG INC	13988	FOREIGN	1,187,927	248,651	939,276	0
VALLEY FORGE INS CO	20508	FOREIGN	71,510,073	42,135	71,467,938	27,158,163
VANLINER INS CO	21172	FOREIGN	454,635,303	319,818,748	134,816,556	12,966,676
VANTAPRO SPECIALTY INS CO	44768	FOREIGN	24,208,325	1,023,036	23,185,289	0
VAULT E&S INS CO	16237	FOREIGN	50,101,937	37,849	50,064,088	0
VAULT RECIP EXCH	16186	DOMESTIC	49,840,368	1,541,147	48,299,222	305,432
VELOCITY INS CO RRG	15956	FOREIGN	2,666,220	1,074,035	1,592,185	0
VERLAN FIRE INS CO MD	10815	FOREIGN	25,359,136	15,038	25,344,098	119,975
VERTERRA INS CO	10024	FOREIGN	82,318,164	26,231,822	56,086,342	276,129
VICTORIA AUTOMOBILE INS CO	10644	FOREIGN	10,269,964	2,168,031	8,101,933	0
VICTORIA FIRE & CAS CO	42889	FOREIGN	58,893,650	24,858,567	34,035,083	4,679,078
VICTORIA SELECT INS CO	10105	FOREIGN	7,795,960	2,085,968	5,709,992	1,574,898
VIGILANT INS CO	20397	FOREIGN	576,694,997	249,379,076	327,315,921	13,470,100
VIRGINIA SURETY CO INC	40827	FOREIGN	1,439,317,652	1,033,035,356	406,282,296	29,468,099
VOYAGER IND INS CO	40428	FOREIGN	110,312,686	60,083,827	50,228,859	90,390,021
WARNER INS CO	26085	FOREIGN	15,751,167	57,509	15,693,658	0
WARRANTY UNDERWRITERS INS CO	43486	FOREIGN	27,208,730	12,876,255	14,332,475	0
WASHINGTON INTL INS CO	32778	FOREIGN	103,812,252	21,373,299	82,438,953	1,005,331
WATFORD INS CO	25585	FOREIGN	23,630,543	3,483,336	20,147,207	0
WATFORD SPECIALTY INS CO	15824	FOREIGN	73,201,824	8,681,384	64,520,440	3,149,447
WAUSAU BUSINESS INS CO	26069	FOREIGN	34,422,037	5,107,212	29,314,825	-1,892
WAUSAU UNDERWRITERS INS CO	26042	FOREIGN	126,963,560	57,662,334	69,301,226	-226,488
WESCO INS CO	25011	FOREIGN	1,620,958,243	1,331,300,806	289,657,436	150,389,069
WEST AMER INS CO	44393	FOREIGN	52,304,201	1,081,337	51,222,864	8,188,104
WESTCHESTER FIRE INS CO	10030	FOREIGN	1,655,722,983	973,516,177	682,206,806	34,416,293
WESTCHESTER SURPLUS LINES INS CO	10172	FOREIGN	350,248,158	244,707,146	105,541,012	110,539,304
WESTERN GEN INS CO	27502	FOREIGN	90,626,223	67,337,214	23,289,009	945
WESTERN HERITAGE INS CO	37150	FOREIGN	132,565,344	17,063,781	115,501,563	916,955
WESTERN PACIFIC MUT INS CO RRG	40940	FOREIGN	143,125,626	23,935,154	119,190,472	141,066

SOURCE: NAIC ANNUAL STATEMENT – EXH. OF ASSETS; EXH. OF LIABILITIES, SURPLUS AND OTHER FUNDS; STATE PAGE

**AUTHORIZED FLORIDA INSURER FINANCIAL ABSTRACTS, BY NAIC STATEMENT TYPE**

CALENDAR YEAR 2017

PURSUANT TO SECTION 624.315(1)(a), F.S.

COMPANY	NAIC COMPANY CODE	DOMICILE	NET ADMITTED ASSETS (\$)	LIABILITIES (\$)	CAPITAL AND SURPLUS (\$)	FL DIRECT PREMIUMS WRITTEN (\$)
<b>PROPERTY AND CASUALTY, TOTAL FLORIDA DIRECT PREMIUMS WRITTEN: \$50,368,171,821</b>						
WESTERN SURETY CO	13188	FOREIGN	2,043,492,508	516,271,870	1,527,220,637	22,653,038
WESTERN WORLD INS CO	13196	FOREIGN	982,050,153	605,871,975	376,178,179	59,447,355
WESTFIELD INS CO	24112	FOREIGN	2,937,339,789	1,658,906,737	1,278,433,052	143,412,474
WESTFIELD NATL INS CO	24120	FOREIGN	696,553,146	379,328,641	317,224,505	1,173
WESTON INS CO	14930	DOMESTIC	86,052,356	41,479,480	44,572,876	71,651,107
WESTPORT INS CORP	39845	FOREIGN	5,517,556,318	3,982,088,810	1,535,467,508	52,918,353
WHITE PINE INS CO	11932	FOREIGN	74,782,685	48,707,960	26,074,725	15,594,478
WILLIAMSBURG NATL INS CO	25780	FOREIGN	30,226,777	1,232,626	28,994,151	0
WILSHIRE INS CO	13234	FOREIGN	334,547,498	194,331,967	140,215,531	20,327,631
WINDHAVEN INS CO	12541	DOMESTIC	217,961,903	169,328,641	48,633,262	385,885,193
WINDHAVEN NATL INS CO	37001	FOREIGN	6,507,044	1,081,386	5,425,659	0
WORK FIRST CAS CO	31232	FOREIGN	48,045,196	32,917,369	15,127,828	11,876
WRIGHT NATL FLOOD INS CO	11523	FOREIGN	37,732,051	9,007,738	28,724,313	220,952,710
X L INS CO OF NY	40193	FOREIGN	240,015,352	169,436,275	70,579,077	0
XL INS AMER INC	24554	FOREIGN	791,281,170	572,588,918	218,692,252	31,504,889
XL REINS AMER INC	20583	FOREIGN	5,952,324,365	3,905,770,806	2,046,553,559	0
XL SELECT	19607	FOREIGN	160,269,998	112,916,714	47,353,284	0
XL SPECIALTY INS CO	37885	FOREIGN	1,066,447,871	752,928,040	313,519,831	99,362,694
YEL CO INS	44415	DOMESTIC	15,439,853	4,704,928	10,734,925	1,198,076
YOSEMITE INS CO	26220	FOREIGN	113,706,967	71,690,038	42,016,929	468,897
ZALE IND CO	30325	FOREIGN	45,180,761	26,513,154	18,667,607	2,587,867
ZENITH INS CO	13269	FOREIGN	1,843,829,669	1,272,102,122	571,727,547	163,044,139
ZURICH AMER INS CO	16535	FOREIGN	31,581,955,729	23,962,919,856	7,619,035,873	382,113,621
ZURICH AMER INS CO OF IL	27855	FOREIGN	62,313,742	27,470,919	34,842,823	10,430,391
<b>TITLE, TOTAL FLORIDA DIRECT PREMIUMS WRITTEN: \$1,431,980,904</b>						
ACE CAPITAL TITLE REINS CO	50028	FOREIGN	53,226,118	2,853,200	50,372,918	0
AGENTS NATL TITLE INS CO	12522	FOREIGN	8,882,654	5,488,091	3,394,563	0
ALLIANT NATL TITLE INS CO INC	12309	FOREIGN	31,438,000	23,515,086	7,922,914	30,093,615
AMERICAN GUAR TITLE INS CO	51411	FOREIGN	38,735,539	9,822,778	28,912,761	0
AMROCK TITLE INS CO	11974	FOREIGN	31,263,808	1,758,086	29,505,722	0
AMTRUST TITLE INS CO	51578	FOREIGN	22,909,774	3,435,346	19,474,427	0
CHICAGO TITLE INS CO	50229	DOMESTIC	1,763,948,741	792,436,836	971,511,905	176,572,511
COMMONWEALTH LAND TITLE INS CO	50083	DOMESTIC	633,447,495	272,683,475	360,764,020	48,384,028
CONNECTICUT ATTORNEYS TITLE INS CO	51268	FOREIGN	65,616,212	32,659,867	32,956,345	0
ENTITLE INS CO	51632	FOREIGN	12,018,017	6,667,087	5,350,930	337,021
FIDELITY NATL TITLE INS CO	51586	DOMESTIC	1,072,312,552	679,324,905	392,987,647	165,886,349
FIRST AMER TITLE GUAR CO	51624	FOREIGN	35,851,587	13,223,198	22,628,389	0
FIRST AMER TITLE INS CO	50814	FOREIGN	2,731,670,011	1,557,881,057	1,173,788,954	301,415,985
FIRST NATL TITLE INS CO	14240	FOREIGN	24,716,125	12,044,969	12,671,156	447,396
INVESTORS TITLE INS CO	50369	FOREIGN	181,440,235	86,543,072	94,897,163	1,372,683
NATIONAL CONSUMER TITLE INS CO	16169	DOMESTIC	4,531,393	30,180	4,501,213	134,094
NATIONAL INVESTORS TITLE INS CO	50377	FOREIGN	17,078,841	3,813,541	13,265,300	0
NATIONAL TITLE INS OF NY INC	51020	FOREIGN	120,269,767	65,306,413	54,963,354	6,157,829
NORTH AMER TITLE INS CO	50130	FOREIGN	138,848,340	56,461,591	82,386,749	25,725,828
OLD REPUBLIC NATL TITLE INS CO	50520	DOMESTIC	1,207,017,119	690,803,696	516,213,423	445,926,835
PREMIER LAND TITLE INS CO	50026	FOREIGN	16,718,521	8,369,044	8,349,477	8,528,647
STEWART TITLE GUAR CO	50121	FOREIGN	1,105,914,499	563,178,519	542,735,980	68,505,050
TITLE RESOURCES GUAR CO	50016	FOREIGN	87,016,715	54,538,102	32,478,613	23,567,187
WESTCOR LAND TITLE INS CO	50050	FOREIGN	151,750,857	112,765,033	38,985,824	87,021,824
WFG NATL TITLE INS CO	51152	FOREIGN	132,525,254	103,604,064	28,921,190	41,904,022

SOURCE: NAIC ANNUAL STATEMENT – EXH. OF ASSETS; EXH. OF LIABILITIES, SURPLUS AND OTHER FUNDS; STATE PAGE



**TOP INSURANCE WRITERS\*, BY PRODUCT TYPE**

CALENDAR YEAR 2017

PURSUANT TO SECTION 624.313(1)(f), F.S.

RANK	COMPANY	NAIC COMPANY CODE	STATEMENT TYPE	DIRECT PREMIUMS WRITTEN (\$)	MARKET SHARE (%)
<b>ACCIDENT AND HEALTH, TOTAL PREMIUMS: \$70,024,674,770</b>					
1	BCBS OF FL	98167	X	10,065,346,864	14.4
2	HUMANA MEDICAL PLAN INC	95270	X	7,699,514,941	11.0
3	UNITEDHEALTHCARE INS CO	79413	L	6,023,492,876	8.6
4	WELLCARE OF FL INC	95081	X	3,850,627,981	5.5
5	HEALTH OPTIONS INC	95089	X	3,784,291,269	5.4
6	SUNSHINE STATE HLTH PLAN INC	13148	X	3,762,138,309	5.4
7	SIMPLY HLTHCARE PLANS INC	13726	X	3,101,481,487	4.4
8	MOLINA HLTHCARE OF FL INC	13128	X	2,579,460,992	3.7
9	UNITED HLTHCARE OF FL INC	95264	X	2,454,294,748	3.5
10	AETNA HLTH INC FL CORP	95088	X	1,803,263,234	2.6
11	PREFERRED CARE PARTNERS INC	11176	X	1,749,590,568	2.5
12	CAREPLUS HLTH PLANS INC	95092	X	1,688,483,502	2.4
13	AETNA LIFE INS CO	60054	L	1,572,065,017	2.2
14	FLORIDA TRUE HLTH INC	14378	X	1,224,506,068	1.7
15	CIGNA HLTH & LIFE INS CO	67369	L	1,156,806,584	1.7
16	AVMED INC	95263	X	1,078,765,767	1.5
17	HUMANA HLTH INS CO OF FL INC	69671	X	944,565,015	1.3
18	HUMANA INS CO	73288	X	941,448,472	1.3
19	FREEDOM HLTH INC	10119	X	938,929,741	1.3
20	CAPITAL HLTH PLAN INC	95112	X	806,224,058	1.2
21	HEALTH SUN HLTH PLANS	10122	X	796,665,987	1.1
22	HEALTHSPRING OF FL INC	11532	X	776,035,157	1.1
23	CELTIC INS CO	80799	X	719,026,337	1.0
<b>AGGREGATE WRITE-INS FOR OTHER LINES OF BUSINESS, TOTAL PREMIUMS: \$170,790,777</b>					
1	JEFFERSON INS CO	11630	P	47,594,918	27.9
2	COURTESY INS CO	26492	P	45,623,211	26.7
3	XL SPECIALTY INS CO	37885	P	11,789,714	6.9
4	CATERPILLAR INS CO	11255	P	11,176,155	6.5
5	AMERICAN ROAD INS CO	19631	P	8,059,150	4.7
6	ARAG INS CO	34738	P	7,141,548	4.2
7	INDIAN HARBOR INS CO	36940	P	7,119,705	4.2
8	GENERALI US BRANCH	11231	P	6,395,086	3.7
9	ARCH INS CO	11150	P	5,351,419	3.1
10	MIDWEST EMPLOYERS CAS CO	23612	P	5,163,270	3.0
11	AMERICAN MODERN HOME INS CO	23469	P	3,697,988	2.2
12	TOYOTA MOTOR INS CO	37621	P	2,062,574	1.2
<b>AIRCRAFT (ALL PERILS), TOTAL PREMIUMS: \$106,226,961</b>					
1	NATIONAL UNION FIRE INS CO OF PITTS	19445	P	16,407,905	15.4
2	STARR IND & LIAB CO	38318	P	10,867,265	10.2
3	ENDURANCE ASSUR CORP	11551	P	9,945,408	9.4
4	XL SPECIALTY INS CO	37885	P	9,032,148	8.5
5	QBE INS CORP	39217	P	6,774,420	6.4
6	OLD REPUBLIC INS CO	24147	P	6,091,417	5.7
7	ALLIANZ GLOBAL RISKS US INS CO	35300	P	4,985,381	4.7
8	AMERICAN ALT INS CORP	19720	P	4,886,877	4.6
9	ACE AMER INS CO	22667	P	4,229,166	4.0
10	LIBERTY MUT INS CO	23043	P	3,782,366	3.6
11	US SPECIALTY INS CO	29599	P	3,752,700	3.5
12	STARNET INS CO	40045	P	3,119,450	2.9
13	GREAT AMER INS CO	16691	P	2,743,752	2.6
14	NORTH AMER ELITE INS CO	29700	P	2,603,615	2.5

\*WITH RANK 10 OR LESS, OR AT LEAST 1% MARKET SHARE  
SOURCE: NAIC ANNUAL STATEMENT, STATE PAGE

**TOP INSURANCE WRITERS\*, BY PRODUCT TYPE**

CALENDAR YEAR 2017

PURSUANT TO SECTION 624.313(1)(f), F.S.

RANK	COMPANY	NAIC COMPANY CODE	STATEMENT TYPE	DIRECT PREMIUMS WRITTEN (\$)	MARKET SHARE (%)
<b>AIRCRAFT (ALL PERILS), TOTAL PREMIUMS: \$106,226,961</b>					
15	NATIONAL IND CO OF THE SOUTH	42137	P	2,378,611	2.2
16	STARR SURPLUS LINES INS CO	13604	P	2,323,719	2.2
17	HALLMARK INS CO	34037	P	1,698,057	1.6
18	INSURANCE CO OF THE STATE OF PA	19429	P	1,397,102	1.3
19	TOKIO MARINE AMER INS CO	10945	P	1,383,336	1.3
20	AVEMCO INS CO	10367	P	1,067,795	1.0
<b>ALLIED LINES, TOTAL PREMIUMS: \$2,129,728,354</b>					
1	CITIZENS PROP INS CORP	10064	P	410,408,940	19.3
2	AMERICAN SECURITY INS CO	42978	P	185,111,527	8.7
3	LEXINGTON INS CO	19437	P	124,036,425	5.8
4	WESTCHESTER SURPLUS LINES INS CO	10172	P	74,936,906	3.5
5	WESTON INS CO	14930	P	71,651,107	3.4
6	AMERICAN INTEGRITY INS CO OF FL	12841	P	67,249,860	3.2
7	UNIVERSAL PROP & CAS INS	10861	P	56,762,597	2.7
8	SAFEPOINT INS CO	15341	P	49,241,947	2.3
9	ZURICH AMER INS CO	16535	P	48,622,584	2.3
10	QBE INS CORP	39217	P	47,216,890	2.2
11	EVEREST IND INS CO	10851	P	42,216,343	2.0
12	SCOTTSDALE INS CO	41297	P	42,051,649	2.0
13	QBE SPECIALTY INS CO	11515	P	42,047,704	2.0
14	HERITAGE PROP & CAS INS CO	14407	P	36,702,719	1.7
15	NATIONAL FIRE & MARINE INS CO	20079	P	35,658,164	1.7
16	FACTORY MUT INS CO	21482	P	35,052,006	1.6
17	EVEREST NATL INS CO	10120	P	34,685,549	1.6
18	ENDURANCE AMER SPECIALTY INS CO	41718	P	33,416,580	1.6
19	LANDMARK AMER INS CO	33138	P	32,861,107	1.5
20	WESTPORT INS CORP	39845	P	31,472,451	1.5
21	ROCKHILL INS CO	28053	P	24,686,029	1.2
22	AXIS SURPLUS INS CO	26620	P	23,083,123	1.1
<b>ANNUITY CONSIDERATIONS, TOTAL PREMIUMS: \$17,099,419,435</b>					
1	LINCOLN NATL LIFE INS CO	65676	L	1,347,832,849	7.9
2	JACKSON NATL LIFE INS CO	65056	L	1,269,486,333	7.4
3	ALLIANZ LIFE INS CO OF N AMER	90611	L	764,243,820	4.5
4	AXA EQUITABLE LIFE INS CO	62944	L	751,127,004	4.4
5	NEW YORK LIFE INS & ANN CORP	91596	L	734,575,838	4.3
6	AMERICAN GEN LIFE INS CO	60488	L	677,069,015	4.0
7	VOYA RETIREMENT INS & ANN CO	86509	L	656,511,702	3.8
8	ATHENE ANN & LIFE CO	61689	L	570,130,987	3.3
9	VARIABLE ANN LIFE INS CO	70238	L	569,485,821	3.3
10	FORETHOUGHT LIFE INS CO	91642	L	533,561,333	3.1
11	PRINCIPAL LIFE INS CO	61271	L	524,536,946	3.1
12	PRUCO LIFE INS CO	79227	L	487,077,481	2.8
13	PRUDENTIAL INS CO OF AMER	68241	L	456,314,545	2.7
14	TEACHERS INS & ANN ASSOC OF AMER	69345	L	410,738,944	2.4
15	PACIFIC LIFE INS CO	67466	L	386,695,462	2.3
16	METROPOLITAN LIFE INS CO	65978	L	371,258,988	2.2
17	BRIGHTHOUSE LIFE INS CO	87726	L	366,422,121	2.1
18	MASSACHUSETTS MUT LIFE INS CO	65935	L	349,189,556	2.0
19	GREAT AMER LIFE INS CO	63312	L	307,420,418	1.8
20	RIVERSOURCE LIFE INS CO	65005	L	280,947,858	1.6
21	AMERICAN EQUITY INVEST LIFE INS CO	92738	L	280,341,605	1.6

\*WITH RANK 10 OR LESS, OR AT LEAST 1% MARKET SHARE  
SOURCE: NAIC ANNUAL STATEMENT, STATE PAGE

**TOP INSURANCE WRITERS\*, BY PRODUCT TYPE**

CALENDAR YEAR 2017

PURSUANT TO SECTION 624.313(1)(f), F.S.

RANK	COMPANY	NAIC COMPANY CODE	STATEMENT TYPE	DIRECT PREMIUMS WRITTEN (\$)	MARKET SHARE (%)
<b>ANNUITY CONSIDERATIONS, TOTAL PREMIUMS: \$17,099,419,435</b>					
22	SYMETRA LIFE INS CO	68608	L	279,232,333	1.6
23	SECURITY BENEFIT LIFE INS CO	68675	L	270,128,972	1.6
24	MIDLAND NATL LIFE INS CO	66044	L	268,191,144	1.6
25	GREAT W LIFE & ANN INS CO	68322	L	201,839,073	1.2
26	FIDELITY & GUAR LIFE INS CO	63274	L	201,659,395	1.2
27	NORTH AMER CO LIFE & HLTH INS	66974	L	194,889,914	1.1
<b>BOILER AND MACHINERY, TOTAL PREMIUMS: \$65,967,582</b>					
1	FACTORY MUT INS CO	21482	P	21,505,208	32.6
2	LEXINGTON INS CO	19437	P	5,785,105	8.8
3	HARTFORD STEAM BOIL INSPEC & INS CO	11452	P	4,757,439	7.2
4	TRAVELERS PROP CAS CO OF AMER	25674	P	4,510,339	6.8
5	CONTINENTAL CAS CO	20443	P	3,744,510	5.7
6	FEDERAL INS CO	20281	P	3,223,982	4.9
7	XL INS AMER INC	24554	P	1,505,783	2.3
8	AMERICAN GUAR & LIAB INS	26247	P	1,178,604	1.8
9	ZURICH AMER INS CO	16535	P	1,178,313	1.8
10	NATIONAL UNION FIRE INS CO OF PITTS	19445	P	1,129,624	1.7
11	AMERICAN HOME ASSUR CO	19380	P	1,094,583	1.7
12	LIBERTY MUT FIRE INS CO	23035	P	971,306	1.5
13	AFFILIATED FM INS CO	10014	P	865,025	1.3
14	TRAVELERS IND CO OF AMER	25666	P	708,617	1.1
<b>BURGLARY AND THEFT, TOTAL PREMIUMS: \$20,457,218</b>					
1	TRAVELERS CAS & SURETY CO OF AMER	31194	P	3,432,181	16.8
2	HISCOX INS CO INC	10200	P	2,328,687	11.4
3	FEDERAL INS CO	20281	P	1,697,877	8.3
4	NATIONAL UNION FIRE INS CO OF PITTS	19445	P	1,531,901	7.5
5	ASPEN SPECIALTY INS CO	10717	P	1,392,727	6.8
6	ZURICH AMER INS CO	16535	P	1,294,060	6.3
7	CUMIS INS SOCIETY INC	10847	P	1,041,747	5.1
8	UNITED CAS INS CO OF AMER	11142	P	854,902	4.2
9	US SPECIALTY INS CO	29599	P	647,056	3.2
10	MASSACHUSETTS BAY INS CO	22306	P	586,285	2.9
11	CONTINENTAL CAS CO	20443	P	561,173	2.7
12	EVEREST NATL INS CO	10120	P	423,486	2.1
13	STEADFAST INS CO	26387	P	406,942	2.0
14	ALLIED PROP & CAS INS CO	42579	P	314,455	1.5
15	UNIVERSAL UNDERWRITERS INS CO	41181	P	287,232	1.4
16	UNITED STATES LIAB INS CO	25895	P	271,620	1.3
17	HARTFORD FIRE INS CO	19682	P	253,089	1.2
18	COLUMBIA CAS CO	31127	P	227,722	1.1
19	FIDELITY & DEPOSIT CO OF MD	39306	P	221,956	1.1
20	THE CINCINNATI INS CO	10677	P	209,715	1.0
<b>COMMERCIAL AUTO, TOTAL PREMIUMS: \$2,594,726,324</b>					
1	PROGRESSIVE EXPRESS INS CO	10193	P	395,326,550	15.2
2	AUTO OWNERS INS CO	18988	P	89,655,202	3.5
3	OWNERS INS CO	32700	P	72,739,396	2.8
4	NATIONAL IND CO OF THE SOUTH	42137	P	70,315,437	2.7
5	WESTFIELD INS CO	24112	P	66,454,372	2.6
6	ZURICH AMER INS CO	16535	P	54,446,580	2.1
7	ALLSTATE INS CO	19232	P	53,396,804	2.1
8	WESCO INS CO	25011	P	49,382,704	1.9
9	GRANADA INS CO	16870	P	46,671,105	1.8

\*WITH RANK 10 OR LESS, OR AT LEAST 1% MARKET SHARE  
SOURCE: NAIC ANNUAL STATEMENT, STATE PAGE

**TOP INSURANCE WRITERS\*, BY PRODUCT TYPE**

CALENDAR YEAR 2017

PURSUANT TO SECTION 624.313(1)(f), F.S.

RANK	COMPANY	NAIC COMPANY CODE	STATEMENT TYPE	DIRECT PREMIUMS WRITTEN (\$)	MARKET SHARE (%)
<b>COMMERCIAL AUTO, TOTAL PREMIUMS: \$2,594,726,324</b>					
10	FCCI INS CO	10178	P	45,821,978	1.8
11	OHIO SECURITY INS CO	24082	P	42,182,532	1.6
12	ASCENDANT COMMERCIAL INS INC	13683	P	39,675,225	1.5
13	INTEGON PREFERRED INS CO	31488	P	38,943,327	1.5
14	EMPIRE FIRE & MARINE INS CO	21326	P	38,155,725	1.5
15	STATE FARM MUT AUTO INS CO	25178	P	34,611,134	1.3
16	AMERISURE INS CO	19488	P	33,186,026	1.3
17	GOVERNMENT EMPLOYEES INS CO	22063	P	32,001,139	1.2
18	STATE NATL INS CO INC	12831	P	31,815,085	1.2
19	PHILADELPHIA IND INS CO	18058	P	31,360,971	1.2
20	NATIONAL SPECIALTY INS CO	22608	P	31,115,282	1.2
21	MAPFRE INS CO OF FL	34932	P	29,690,562	1.1
22	JAMES RIVER INS CO	12203	P	29,332,474	1.1
23	ACE AMER INS CO	22667	P	28,141,170	1.1
24	OLD DOMINION INS CO	40231	P	27,289,902	1.1
25	SENTRY SELECT INS CO	21180	P	26,297,968	1.0
<b>COMMERCIAL MULTIPLE PERIL, TOTAL PREMIUMS: \$2,126,316,733</b>					
1	AMERICAN COASTAL INS CO	12968	P	234,516,254	11.0
2	PHILADELPHIA IND INS CO	18058	P	95,233,937	4.5
3	HERITAGE PROP & CAS INS CO	14407	P	90,282,661	4.2
4	ZURICH AMER INS CO	16535	P	80,229,328	3.8
5	OLD DOMINION INS CO	40231	P	69,442,661	3.3
6	AMERICAN CAPITAL ASSUR CORP	12601	P	68,576,124	3.2
7	SCOTTSDALE INS CO	41297	P	61,852,577	2.9
8	SOUTHERN OWNERS INS CO	10190	P	51,517,922	2.4
9	OHIO SECURITY INS CO	24082	P	42,958,625	2.0
10	ACE AMER INS CO	22667	P	39,817,770	1.9
11	WESTFIELD INS CO	24112	P	39,730,448	1.9
12	INTEGON NATL INS CO	29742	P	39,679,311	1.9
13	INDIAN HARBOR INS CO	36940	P	39,655,852	1.9
14	UNITED SPECIALTY INS CO	12537	P	37,605,872	1.8
15	FIRST COMMUNITY INS CO	13990	P	36,489,216	1.7
16	ASPEN SPECIALTY INS CO	10717	P	34,274,672	1.6
17	TOWER HILL PRIME INS CO	11027	P	33,528,878	1.6
18	FEDERAL INS CO	20281	P	29,790,572	1.4
19	DEPOSITORS INS CO	42587	P	29,179,982	1.4
20	NATIONWIDE INS CO OF AMER	25453	P	28,005,110	1.3
21	STEADFAST INS CO	26387	P	27,387,516	1.3
22	LIBERTY SURPLUS INS CORP	10725	P	26,952,610	1.3
23	HARTFORD FIRE INS CO	19682	P	22,692,825	1.1
24	STATE FARM FL INS CO	10739	P	21,462,841	1.0
<b>CREDIT, TOTAL PREMIUMS: \$119,068,649</b>					
1	EULER HERMES N AMER INS CO	20516	P	30,352,596	25.5
2	GREAT AMER E&S INS CO	37532	P	19,559,698	16.4
3	GREAT AMER ASSUR CO	26344	P	15,259,093	12.8
4	OLD REPUBLIC INS CO	24147	P	11,973,893	10.1
5	COFACE N AMER INS CO	31887	P	7,168,807	6.0
6	OHIO IND CO	26565	P	6,184,825	5.2
7	ARCH INS CO	11150	P	5,163,885	4.3
8	AMERICAN NATL PROP & CAS CO	28401	P	3,817,018	3.2
9	FIRST COLONIAL INS CO	29980	P	3,048,481	2.6

\*WITH RANK 10 OR LESS, OR AT LEAST 1% MARKET SHARE  
SOURCE: NAIC ANNUAL STATEMENT, STATE PAGE

**TOP INSURANCE WRITERS\*, BY PRODUCT TYPE**

CALENDAR YEAR 2017

PURSUANT TO SECTION 624.313(1)(f), F.S.

RANK	COMPANY	NAIC COMPANY CODE	STATEMENT TYPE	DIRECT PREMIUMS WRITTEN (\$)	MARKET SHARE (%)
<b>CREDIT, TOTAL PREMIUMS: \$119,068,649</b>					
10	AMERICAN BANKERS INS CO OF FL	10111	P	2,955,699	2.5
11	ATLANTIC SPECIALTY INS CO	27154	P	2,854,096	2.4
12	GREAT AMER INS CO	16691	P	2,188,945	1.8
13	QBE INS CORP	39217	P	1,919,962	1.6
14	QBE SPECIALTY INS CO	11515	P	1,466,910	1.2
15	OLD UNITED CAS CO	37060	P	1,257,309	1.1
<b>DEPOSIT-TYPE CONTRACT FUNDS, TOTAL PREMIUMS: \$1,489,976,852</b>					
1	PRINCIPAL LIFE INS CO	61271	L	427,675,357	28.7
2	MASSACHUSETTS MUT LIFE INS CO	65935	L	267,330,413	17.9
3	VARIABLE ANN LIFE INS CO	70238	L	197,192,527	13.2
4	PRUDENTIAL RETIREMENT INS & ANN CO	93629	L	191,808,717	12.9
5	HARTFORD LIFE INS CO	88072	L	136,387,433	9.2
6	KNIGHTS OF COLUMBUS	58033	F	30,887,770	2.1
7	SYMETRA LIFE INS CO	68608	L	20,662,319	1.4
8	UNITED OF OMAHA LIFE INS CO	69868	L	19,890,311	1.3
9	PRUDENTIAL INS CO OF AMER	68241	L	19,560,627	1.3
10	MINNESOTA LIFE INS CO	66168	L	18,931,873	1.3
11	NEW YORK LIFE INS & ANN CORP	91596	L	16,413,766	1.1
<b>EARTHQUAKE, TOTAL PREMIUMS: \$20,111,573</b>					
1	LEXINGTON INS CO	19437	P	4,124,868	20.5
2	ENDURANCE AMER SPECIALTY INS CO	41718	P	3,424,204	17.0
3	EVANSTON INS CO	35378	P	2,169,610	10.8
4	HOUSTON CAS CO	42374	P	1,583,287	7.9
5	ZURICH AMER INS CO	16535	P	1,015,520	5.0
6	WESTCHESTER SURPLUS LINES INS CO	10172	P	968,790	4.8
7	XL INS AMER INC	24554	P	815,523	4.1
8	IRONSHORE SPECIALTY INS CO	25445	P	619,127	3.1
9	ALLIED WORLD ASSUR CO US INC	19489	P	478,292	2.4
10	ARCH SPECIALTY INS CO	21199	P	422,748	2.1
11	NATIONAL FIRE & MARINE INS CO	20079	P	406,049	2.0
12	ALLIANZ GLOBAL RISKS US INS CO	35300	P	400,048	2.0
13	AXIS SURPLUS INS CO	26620	P	353,547	1.8
14	LIBERTY MUT FIRE INS CO	23035	P	344,048	1.7
15	ACE AMER INS CO	22667	P	296,727	1.5
16	COLONY INS CO	39993	P	258,418	1.3
17	FEDERAL INS CO	20281	P	222,140	1.1
<b>EXCESS WORKERS' COMPENSATION, TOTAL PREMIUMS: \$61,171,163</b>					
1	SAFETY NATL CAS CORP	15105	P	16,404,148	26.8
2	NEW YORK MARINE & GEN INS CO	16608	P	11,241,500	18.4
3	ACE AMER INS CO	22667	P	9,601,593	15.7
4	COLONY INS CO	39993	P	6,006,494	9.8
5	ARCH INS CO	11150	P	3,721,914	6.1
6	STATE NATL INS CO INC	12831	P	3,065,595	5.0
7	EVEREST NATL INS CO	10120	P	1,790,059	2.9
8	NATIONAL UNION FIRE INS CO OF PITTS	19445	P	1,520,544	2.5
9	ZURICH AMER INS CO	16535	P	1,430,317	2.3
10	XL SPECIALTY INS CO	37885	P	1,406,979	2.3
11	EVANSTON INS CO	35378	P	1,234,921	2.0
12	LM INS CORP	33600	P	1,044,914	1.7
13	TRAVELERS PROP CAS CO OF AMER	25674	P	886,616	1.4
14	FEDERATED RURAL ELECTRIC INS EXCH	11118	P	704,820	1.2
<b>FARMOWNERS MULTIPLE PERIL, TOTAL PREMIUMS: \$23,568,344</b>					
1	GREAT AMER ASSUR CO	26344	P	6,808,328	28.9

\*WITH RANK 10 OR LESS, OR AT LEAST 1% MARKET SHARE  
SOURCE: NAIC ANNUAL STATEMENT, STATE PAGE

**TOP INSURANCE WRITERS\*, BY PRODUCT TYPE**

CALENDAR YEAR 2017

PURSUANT TO SECTION 624.313(1)(f), F.S.

RANK	COMPANY	NAIC COMPANY CODE	STATEMENT TYPE	DIRECT PREMIUMS WRITTEN (\$)	MARKET SHARE (%)
<b>FARMOWNERS MULTIPLE PERIL, TOTAL PREMIUMS: \$23,568,344</b>					
2	GREAT AMER INS CO	16691	P	3,663,769	15.5
3	GREAT AMER INS CO OF NY	22136	P	3,019,152	12.8
4	FCCI INS CO	10178	P	2,024,287	8.6
5	SCOTTSDALE INS CO	41297	P	1,438,355	6.1
6	TRAVELERS IND CO	25658	P	1,307,967	5.5
7	CHARTER OAK FIRE INS CO	25615	P	1,067,889	4.5
8	TRAVELERS IND CO OF AMER	25666	P	1,019,544	4.3
9	INDEMNITY INS CO OF NORTH AMER	43575	P	915,446	3.9
10	MARKEL INS CO	38970	P	651,424	2.8
11	TRAVELERS IND CO OF CT	25682	P	500,702	2.1
12	NATIONAL TRUST INS CO	20141	P	491,534	2.1
13	GEMINI INS CO	10833	P	359,520	1.5
14	GREAT AMER ALLIANCE INS CO	26832	P	300,427	1.3
<b>FEDERAL FLOOD, TOTAL PREMIUMS: \$812,583,203</b>					
1	WRIGHT NATL FLOOD INS CO	11523	P	220,327,740	27.1
2	AMERICAN BANKERS INS CO OF FL	10111	P	110,391,849	13.6
3	ALLSTATE INS CO	19232	P	68,283,583	8.4
4	HARTFORD INS CO OF THE MIDWEST	37478	P	63,060,804	7.8
5	AMERICAN STRATEGIC INS CORP	10872	P	60,580,353	7.5
6	TOWER HILL PRIME INS CO	11027	P	49,088,509	6.0
7	SELECTIVE INS CO OF THE SOUTHEAST	39926	P	31,167,781	3.8
8	USAA GEN IND CO	18600	P	29,623,752	3.6
9	FIRST COMMUNITY INS CO	13990	P	26,055,343	3.2
10	AUTO CLUB S INS CO	41041	P	16,952,754	2.1
11	SERVICE INS CO	36560	P	14,035,273	1.7
12	PHILADELPHIA IND INS CO	18058	P	12,439,284	1.5
13	FEDERATED NATL INS CO	10790	P	12,038,380	1.5
14	OLD DOMINION INS CO	40231	P	11,998,023	1.5
15	UNITED PROP & CAS INS CO	10969	P	10,043,723	1.2
16	IMPERIAL FIRE & CAS INS CO	44369	P	8,817,323	1.1
<b>FIDELITY, TOTAL PREMIUMS: \$62,311,647</b>					
1	TRAVELERS CAS & SURETY CO OF AMER	31194	P	12,019,099	19.3
2	FEDERAL INS CO	20281	P	8,976,870	14.4
3	NATIONAL UNION FIRE INS CO OF PITTS	19445	P	4,242,215	6.8
4	GREAT AMER INS CO	16691	P	3,357,900	5.4
5	LIBERTY MUT INS CO	23043	P	3,323,472	5.3
6	HARTFORD FIRE INS CO	19682	P	2,924,385	4.7
7	CUMIS INS SOCIETY INC	10847	P	2,700,553	4.3
8	CONTINENTAL CAS CO	20443	P	2,666,970	4.3
9	HANOVER INS CO	22292	P	2,074,879	3.3
10	ZURICH AMER INS CO	16535	P	1,808,477	2.9
11	WESTERN SURETY CO	13188	P	1,263,283	2.0
12	FIDELITY & DEPOSIT CO OF MD	39306	P	947,157	1.5
13	AXIS INS CO	37273	P	897,347	1.4
14	COLONIAL SURETY CO	10758	P	808,299	1.3
15	RLI INS CO	13056	P	786,942	1.3
16	BEAZLEY INS CO INC	37540	P	710,379	1.1
17	OHIO CAS INS CO	24074	P	682,890	1.1
18	SOUTHERN OWNERS INS CO	10190	P	661,018	1.1
19	OLD REPUBLIC SURETY CO	40444	P	660,929	1.1
20	LIBERTY INS UNDERWRITERS INC	19917	P	639,850	1.0

\*WITH RANK 10 OR LESS, OR AT LEAST 1% MARKET SHARE  
SOURCE: NAIC ANNUAL STATEMENT, STATE PAGE

**TOP INSURANCE WRITERS\*, BY PRODUCT TYPE**

CALENDAR YEAR 2017

PURSUANT TO SECTION 624.313(1)(f), F.S.

RANK	COMPANY	NAIC COMPANY CODE	STATEMENT TYPE	DIRECT PREMIUMS WRITTEN (\$)	MARKET SHARE (%)
<b>FINANCIAL GUARANTY, TOTAL PREMIUMS: \$8,391,077</b>					
1	ASSURED GUAR MUNICIPAL CORP	18287	P	7,407,329	88.3
2	BUILD AMER MUT ASSUR CO	14380	P	393,827	4.7
3	MBIA INS CORP	12041	P	292,333	3.5
4	AMBAC ASSUR CORP	18708	P	202,308	2.4
5	NATIONAL PUBLIC FINANCE GUAR CORP	23825	P	51,958	0.6
6	MUNICIPAL ASSUR COR	13559	P	43,322	0.5
<b>FIRE, TOTAL PREMIUMS: \$1,193,777,034</b>					
1	LEXINGTON INS CO	19437	P	79,719,079	6.7
2	SECURITY FIRST INS CO	10117	P	68,169,535	5.7
3	VOYAGER IND INS CO	40428	P	55,741,808	4.7
4	ARCH SPECIALTY INS CO	21199	P	50,707,602	4.2
5	FEDERATED NATL INS CO	10790	P	49,159,137	4.1
6	AMERICAN SECURITY INS CO	42978	P	39,675,565	3.3
7	INDIAN HARBOR INS CO	36940	P	39,325,933	3.3
8	HOMEOWNERS CHOICE PROP & CAS INS CO	12944	P	37,407,247	3.1
9	UNITED PROP & CAS INS CO	10969	P	32,580,933	2.7
10	GENERAL SECURITY IND CO OF AZ	20559	P	31,150,650	2.6
11	QBE SPECIALTY INS CO	11515	P	28,252,635	2.4
12	PEOPLES TRUST INS CO	13125	P	27,412,396	2.3
13	EMPIRE IND INS CO	21334	P	26,138,268	2.2
14	SOUTHERN FIDELITY INS CO INC	10136	P	25,807,868	2.2
15	SOUTHERN FIDELITY PROP & CAS INC	14166	P	25,443,483	2.1
16	CITIZENS PROP INS CORP	10064	P	22,680,014	1.9
17	AMERICAN HOME ASSUR CO	19380	P	21,186,703	1.8
18	SOUTHERN OAK INS CO	12247	P	20,513,530	1.7
19	UNIVERSAL INS CO OF NA	11986	P	20,081,835	1.7
20	FACTORY MUT INS CO	21482	P	18,541,322	1.6
21	FIRST PROTECTIVE INS CO	10897	P	17,635,570	1.5
22	CAPITOL PREFERRED INS CO	10908	P	17,507,991	1.5
23	FLORIDA FAMILY INS CO	10688	P	17,282,199	1.4
24	LIBERTY MUT FIRE INS CO	23035	P	15,610,168	1.3
25	WESTCHESTER SURPLUS LINES INS CO	10172	P	14,501,764	1.2
26	LANDMARK AMER INS CO	33138	P	13,417,496	1.1
27	AMERICAN INTEGRITY INS CO OF FL	12841	P	12,918,744	1.1
28	UNIVERSAL PROP & CAS INS	10861	P	12,786,304	1.1
29	STARR SURPLUS LINES INS CO	13604	P	12,493,539	1.0
30	AVATAR PROP & CAS INS CO	13139	P	12,454,910	1.0
<b>HOMEOWNERS MULTIPLE PERIL, TOTAL PREMIUMS: \$9,170,025,902</b>					
1	UNIVERSAL PROP & CAS INS	10861	P	845,973,033	9.2
2	STATE FARM FL INS CO	10739	P	607,895,716	6.6
3	CITIZENS PROP INS CORP	10064	P	460,900,822	5.0
4	FEDERATED NATL INS CO	10790	P	425,818,414	4.6
5	HERITAGE PROP & CAS INS CO	14407	P	393,853,347	4.3
6	SECURITY FIRST INS CO	10117	P	323,234,125	3.5
7	HOMEOWNERS CHOICE PROP & CAS INS CO	12944	P	303,028,185	3.3
8	FIRST PROTECTIVE INS CO	10897	P	285,158,875	3.1
9	UNITED PROP & CAS INS CO	10969	P	258,330,968	2.8
10	UNITED SERV AUTOMOBILE ASSN	25941	P	244,378,381	2.7
11	FLORIDA PENINSULA INS CO	10132	P	240,301,907	2.6
12	ST JOHNS INS CO INC	11844	P	237,168,165	2.6
13	TOWER HILL PRIME INS CO	11027	P	220,141,085	2.4

\*WITH RANK 10 OR LESS, OR AT LEAST 1% MARKET SHARE  
SOURCE: NAIC ANNUAL STATEMENT, STATE PAGE

**TOP INSURANCE WRITERS\*, BY PRODUCT TYPE**

CALENDAR YEAR 2017

PURSUANT TO SECTION 624.313(1)(f), F.S.

RANK	COMPANY	NAIC COMPANY CODE	STATEMENT TYPE	DIRECT PREMIUMS WRITTEN (\$)	MARKET SHARE (%)
<b>HOMEOWNERS MULTIPLE PERIL, TOTAL PREMIUMS: \$9,170,025,902</b>					
14	PEOPLES TRUST INS CO	13125	P	212,163,716	2.3
15	AMERICAN INTEGRITY INS CO OF FL	12841	P	211,955,757	2.3
16	FEDERAL INS CO	20281	P	203,014,893	2.2
17	AIG PROP CAS CO	19402	P	164,520,758	1.8
18	ASI PREFERRED INS CORP	13142	P	141,546,897	1.5
19	USAA CAS INS CO	25968	P	124,496,900	1.4
20	OLYMPUS INS CO	12954	P	121,509,770	1.3
21	TOWER HILL SIGNATURE INS CO	12538	P	108,065,558	1.2
22	TOWER HILL PREFERRED INS CO	29050	P	104,239,434	1.1
23	AUTO CLUB INS CO OF FL	12813	P	102,330,015	1.1
24	LEXINGTON INS CO	19437	P	100,230,040	1.1
25	CASTLE KEY INS CO	30511	P	96,250,259	1.0
26	TOWER HILL SELECT INS CO	12011	P	96,192,248	1.0
<b>INLAND MARINE, TOTAL PREMIUMS: \$1,373,295,348</b>					
1	CONTINENTAL CAS CO	20443	P	248,524,859	18.1
2	LIBERTY INS UNDERWRITERS INC	19917	P	127,743,681	9.3
3	AMERICAN ZURICH INS CO	40142	P	40,326,849	2.9
4	FEDERAL INS CO	20281	P	38,486,461	2.8
5	TRANSAMERICA CAS INS CO	10952	P	37,299,521	2.7
6	AMERICAN HOME ASSUR CO	19380	P	36,037,565	2.6
7	AMERICAN BANKERS INS CO OF FL	10111	P	34,419,021	2.5
8	STATE FARM FL INS CO	10739	P	34,269,679	2.5
9	PROGRESSIVE AMER INS CO	24252	P	34,201,024	2.5
10	GEICO MARINE INS CO	37923	P	27,332,801	2.0
11	NEW HAMPSHIRE INS CO	23841	P	26,363,262	1.9
12	NATIONAL CAS CO	11991	P	25,704,194	1.9
13	LEXINGTON INS CO	19437	P	24,270,145	1.8
14	JEWELERS MUT INS CO	14354	P	24,054,601	1.8
15	SECURIAN CAS CO	10054	P	23,991,305	1.7
16	AGCS MARINE INS CO	22837	P	22,371,977	1.6
17	FACTORY MUT INS CO	21482	P	20,947,788	1.5
18	UNITED STATES FIRE INS CO	21113	P	20,904,366	1.5
19	PROGRESSIVE SELECT INS CO	10192	P	20,156,310	1.5
20	OLD REPUBLIC INS CO	24147	P	18,915,026	1.4
21	NATIONAL UNION FIRE INS CO OF PITTS	19445	P	18,363,764	1.3
22	ZURICH AMER INS CO	16535	P	17,072,216	1.2
23	TRAVELERS PROP CAS CO OF AMER	25674	P	15,857,175	1.2
24	AMERICAN PET INS CO	12190	P	15,853,893	1.2
25	PROGRESSIVE EXPRESS INS CO	10193	P	15,575,784	1.1
26	XL SPECIALTY INS CO	37885	P	15,030,689	1.1
27	LYNDON SOUTHERN INS CO	10051	P	14,347,249	1.0
<b>LIFE, TOTAL PREMIUMS: \$9,998,585,763</b>					
1	NORTHWESTERN MUT LIFE INS CO	67091	L	642,469,029	6.4
2	MASSACHUSETTS MUT LIFE INS CO	65935	L	519,945,448	5.2
3	LINCOLN NATL LIFE INS CO	65676	L	446,899,012	4.5
4	METROPOLITAN LIFE INS CO	65978	L	390,066,403	3.9
5	JOHN HANCOCK LIFE INS CO USA	65838	L	340,897,139	3.4
6	NEW YORK LIFE INS CO	66915	L	338,142,536	3.4
7	ZURICH AMER LIFE INS CO	90557	L	323,599,226	3.2
8	TRANSAMERICA LIFE INS CO	86231	L	317,838,153	3.2
9	GUARDIAN LIFE INS CO OF AMER	64246	L	286,939,106	2.9

\*WITH RANK 10 OR LESS, OR AT LEAST 1% MARKET SHARE  
SOURCE: NAIC ANNUAL STATEMENT, STATE PAGE



**TOP INSURANCE WRITERS\*, BY PRODUCT TYPE**

CALENDAR YEAR 2017

PURSUANT TO SECTION 624.313(1)(f), F.S.

RANK	COMPANY	NAIC COMPANY CODE	STATEMENT TYPE	DIRECT PREMIUMS WRITTEN (\$)	MARKET SHARE (%)
<b>LIFE, TOTAL PREMIUMS: \$9,998,585,763</b>					
10	PACIFIC LIFE INS CO	67466	L	244,132,791	2.4
11	PRUCO LIFE INS CO	79227	L	239,088,230	2.4
12	STATE FARM LIFE INS CO	69108	L	236,796,713	2.4
13	AMERICAN GEN LIFE INS CO	60488	L	234,865,063	2.3
14	PRUDENTIAL INS CO OF AMER	68241	L	226,168,253	2.3
15	BRIGHTHOUSE LIFE INS CO	87726	L	183,964,669	1.8
16	MIDLAND NATL LIFE INS CO	66044	L	181,582,959	1.8
17	MINNESOTA LIFE INS CO	66168	L	166,889,286	1.7
18	PRIMERICA LIFE INS CO	65919	L	161,536,924	1.6
19	AXA EQUITABLE LIFE INS CO	62944	L	157,877,486	1.6
20	UNITED OF OMAHA LIFE INS CO	69868	L	150,988,447	1.5
21	NEW YORK LIFE INS & ANN CORP	91596	L	126,411,350	1.3
22	PROTECTIVE LIFE INS CO	68136	L	105,190,639	1.1
<b>MEDICAL PROFESSIONAL LIABILITY, TOTAL PREMIUMS: \$590,573,221</b>					
1	DOCTORS CO AN INTERINS EXCH	34495	P	116,324,194	19.7
2	MAG MUT INS CO	42617	P	61,867,987	10.5
3	MEDICAL PROTECTIVE CO	11843	P	54,112,429	9.2
4	THE HLTHCARE UNDERWRITING CO RRG	10152	P	35,382,187	6.0
5	NORCAL MUT INS CO	33200	P	33,127,012	5.6
6	NATIONAL FIRE & MARINE INS CO	20079	P	21,905,735	3.7
7	PROASSURANCE CAS CO	38954	P	15,522,596	2.6
8	MEDMAL DIRECT INS CO	13793	P	14,859,718	2.5
9	AMERICAN CAS CO OF READING PA	20427	P	12,655,241	2.1
10	COLUMBIA CAS CO	31127	P	11,177,388	1.9
11	CONTINENTAL CAS CO	20443	P	10,214,800	1.7
12	SAMARITAN RRG INC	12511	P	10,013,174	1.7
13	EVANSTON INS CO	35378	P	9,362,389	1.6
14	MCIC VT A RECIP RRG	10697	P	8,345,450	1.4
15	PHYSICIANS INS CO	11588	P	6,553,771	1.1
16	LANDMARK AMER INS CO	33138	P	6,517,475	1.1
17	HEALTH CARE IND INC	35904	P	6,199,087	1.0
18	ADMIRAL INS CO	24856	P	6,138,594	1.0
19	OMS NATL INS CO RRG	44121	P	5,978,841	1.0
<b>MORTGAGE GUARANTY, TOTAL PREMIUMS: \$309,013,337</b>					
1	MORTGAGE GUAR INS CORP	29858	P	78,829,154	25.5
2	RADIAN GUAR INC	33790	P	77,276,241	25.0
3	GENWORTH MORTGAGE INS CORP	38458	P	46,192,772	14.9
4	ESSENT GUAR INC	13634	P	41,065,375	13.3
5	UNITED GUAR RESIDENTIAL INS CO	15873	P	26,268,684	8.5
6	ARCH MORTGAGE INS CO	40266	P	18,053,735	5.8
7	NATIONAL MORTGAGE INS CORP	13695	P	8,478,331	2.7
8	REPUBLIC MORTGAGE INS CO	28452	P	6,975,227	2.3
9	UNITED GUAR MORTGAGE IND CO	26999	P	4,221,079	1.4
10	MGIC IND CORP	18740	P	1,628,588	0.5
<b>MULTIPLE PERIL CROP, TOTAL PREMIUMS: \$91,166,264</b>					
1	GREAT AMER INS CO	16691	P	26,170,096	28.7
2	ACE PROP & CAS INS CO	20699	P	13,969,398	15.3
3	NAU COUNTRY INS CO	25240	P	13,241,800	14.5
4	AMERICAN AGRI BUSINESS INS CO	12548	P	12,888,861	14.1
5	GUIDEONE MUT INS CO	15032	P	8,653,490	9.5
6	AGRI GEN INS CO	42757	P	8,279,868	9.1
7	RURAL COMM INS CO	39039	P	3,862,008	4.2

\*WITH RANK 10 OR LESS, OR AT LEAST 1% MARKET SHARE  
SOURCE: NAIC ANNUAL STATEMENT, STATE PAGE

**TOP INSURANCE WRITERS\*, BY PRODUCT TYPE**

CALENDAR YEAR 2017

PURSUANT TO SECTION 624.313(1)(f), F.S.

<b>RANK</b>	<b>COMPANY</b>	<b>NAIC COMPANY CODE</b>	<b>STATEMENT TYPE</b>	<b>DIRECT PREMIUMS WRITTEN (\$)</b>	<b>MARKET SHARE (%)</b>
<b>MULTIPLE PERIL CROP, TOTAL PREMIUMS: \$91,166,264</b>					
8	ASPEN AMER INS CO	43460	P	3,042,174	3.3
9	PRODUCERS AGRICULTURE INS CO	34312	P	946,093	1.0
10	STATE FARM FIRE & CAS CO	25143	P	75,001	0.1
<b>OCEAN MARINE, TOTAL PREMIUMS: \$318,793,146</b>					
1	GEICO MARINE INS CO	37923	P	46,437,980	14.6
2	NATIONAL UNION FIRE INS CO OF PITTS	19445	P	28,474,600	8.9
3	TRAVELERS PROP CAS CO OF AMER	25674	P	21,166,643	6.6
4	XL SPECIALTY INS CO	37885	P	19,747,828	6.2
5	ACE AMER INS CO	22667	P	19,646,751	6.2
6	SEVEN SEAS INS CO INC	37672	P	17,639,983	5.5
7	NAVIGATORS INS CO	42307	P	14,669,546	4.6
8	ATLANTIC SPECIALTY INS CO	27154	P	13,962,432	4.4
9	FEDERAL INS CO	20281	P	13,583,013	4.3
10	GREAT AMER INS CO	16691	P	11,601,976	3.6
11	AIG PROP CAS CO	19402	P	9,322,926	2.9
12	CONTINENTAL INS CO	35289	P	7,817,509	2.5
13	STARR IND & LIAB CO	38318	P	6,708,812	2.1
14	MARKEL AMER INS CO	28932	P	5,554,618	1.7
15	AGCS MARINE INS CO	22837	P	5,391,340	1.7
16	STARSTONE NATL INS CO	25496	P	4,672,641	1.5
17	IRONSHORE IND INC	23647	P	4,587,427	1.4
18	NATIONAL SPECIALTY INS CO	22608	P	4,418,358	1.4
19	ENDURANCE ASSUR CORP	11551	P	4,318,071	1.4
20	AXIS INS CO	37273	P	4,084,711	1.3
21	ASPEN AMER INS CO	43460	P	3,928,623	1.2
22	ARGONAUT INS CO	19801	P	3,827,457	1.2
23	TOKIO MARINE AMER INS CO	10945	P	3,772,977	1.2
24	AMERICAN SOUTHERN HOME INS CO	41998	P	3,764,952	1.2
25	LIBERTY MUT INS CO	23043	P	3,708,179	1.2
26	INDEMNITY INS CO OF NORTH AMER	43575	P	3,193,173	1.0
<b>OTHER CONSIDERATIONS, TOTAL PREMIUMS: \$4,076,457,459</b>					
1	NATIONWIDE LIFE INS CO	66869	L	1,004,638,607	24.6
2	JOHN HANCOCK LIFE INS CO USA	65838	L	887,105,211	21.8
3	MASSACHUSETTS MUT LIFE INS CO	65935	L	612,628,091	15.0
4	NATIONWIDE LIFE & ANN INS CO	92657	L	464,999,790	11.4
5	TRANSAMERICA FINANCIAL LIFE INS CO	70688	L	252,726,648	6.2
6	TRANSAMERICA LIFE INS CO	86231	L	172,049,209	4.2
7	PRUDENTIAL INS CO OF AMER	68241	L	154,395,190	3.8
8	MUTUAL OF AMER LIFE INS CO	88668	L	124,068,031	3.0
9	MINNESOTA LIFE INS CO	66168	L	109,203,903	2.7
10	HARTFORD LIFE INS CO	88072	L	92,803,936	2.3
11	STANDARD INS CO	69019	L	71,154,912	1.7
<b>OTHER LIABILITY, TOTAL PREMIUMS: \$5,197,475,176</b>					
1	AMERICAN BANKERS INS CO OF FL	10111	P	1,624,806,815	31.3
2	ACE AMER INS CO	22667	P	166,015,942	3.2
3	SOUTHERN OWNERS INS CO	10190	P	101,656,711	2.0
4	FEDERAL INS CO	20281	P	87,932,928	1.7
5	EVANSTON INS CO	35378	P	74,153,470	1.4
6	CONTINENTAL CAS CO	20443	P	71,296,251	1.4
7	SCOTTSDALE INS CO	41297	P	66,015,773	1.3
8	ZURICH AMER INS CO	16535	P	65,311,393	1.3
9	NATIONAL UNION FIRE INS CO OF PITTS	19445	P	51,910,984	1.0

\*WITH RANK 10 OR LESS, OR AT LEAST 1% MARKET SHARE  
SOURCE: NAIC ANNUAL STATEMENT, STATE PAGE

**TOP INSURANCE WRITERS\*, BY PRODUCT TYPE**

CALENDAR YEAR 2017

PURSUANT TO SECTION 624.313(1)(f), F.S.

<b>RANK</b>	<b>COMPANY</b>	<b>NAIC COMPANY CODE</b>	<b>STATEMENT TYPE</b>	<b>DIRECT PREMIUMS WRITTEN (\$)</b>	<b>MARKET SHARE (%)</b>
<b>OTHER LIABILITY, TOTAL PREMIUMS: \$5,197,475,176</b>					
10	UNITED SPECIALTY INS CO	12537	P	51,618,998	1.0
<b>PRIVATE CROP, TOTAL PREMIUMS: \$423,066</b>					
1	RURAL COMM INS CO	39039	P	257,345	60.8
2	HUDSON INS CO	25054	P	67,710	16.0
3	GUIDEONE MUT INS CO	15032	P	41,233	9.7
4	NAU COUNTRY INS CO	25240	P	35,714	8.4
5	AMERICAN AGRI BUSINESS INS CO	12548	P	8,576	2.0
6	AGRI GEN INS CO	42757	P	5,708	1.3
7	GREAT AMER INS CO	16691	P	5,362	1.3
8	PRODUCERS AGRICULTURE INS CO	34312	P	1,418	0.3
<b>PRIVATE FLOOD, TOTAL PREMIUMS: \$84,491,040</b>					
1	AMERICAN SECURITY INS CO	42978	P	24,989,776	29.6
2	FACTORY MUT INS CO	21482	P	12,565,016	14.9
3	AMERICAN HOME ASSUR CO	19380	P	10,564,832	12.5
4	LEXINGTON INS CO	19437	P	7,131,884	8.4
5	VOYAGER IND INS CO	40428	P	4,103,137	4.9
6	NATIONAL FIRE & MARINE INS CO	20079	P	3,973,355	4.7
7	WESTERN WORLD INS CO	13196	P	2,873,769	3.4
8	LANDMARK AMER INS CO	33138	P	1,927,696	2.3
9	AFFILIATED FM INS CO	10014	P	1,681,894	2.0
10	ZURICH AMER INS CO	16535	P	1,599,319	1.9
11	ILLINOIS UNION INS CO	27960	P	1,479,106	1.8
12	WESTPORT INS CORP	39845	P	1,317,548	1.6
13	TOKIO MARINE SPECIALTY INS CO	23850	P	1,311,451	1.6
14	AMERICAN GUAR & LIAB INS	26247	P	1,300,433	1.5
15	AMERICAN STRATEGIC INS CORP	10872	P	1,154,602	1.4
16	BANKERS INS CO	33162	P	886,270	1.0
<b>PRIVATE PASSENGER AUTO, TOTAL PREMIUMS: \$19,143,911,830</b>					
1	STATE FARM MUT AUTO INS CO	25178	P	2,973,306,039	15.5
2	GEICO GEN INS CO	35882	P	2,641,100,233	13.8
3	PROGRESSIVE AMER INS CO	24252	P	1,710,031,196	8.9
4	GEICO IND CO	22055	P	1,338,994,919	7.0
5	PROGRESSIVE SELECT INS CO	10192	P	1,300,783,256	6.8
6	ALLSTATE FIRE & CAS INS CO	29688	P	1,023,018,220	5.3
7	GOVERNMENT EMPLOYEES INS CO	22063	P	698,230,859	3.6
8	UNITED SERV AUTOMOBILE ASSN	25941	P	508,053,921	2.7
9	USAA CAS INS CO	25968	P	402,355,823	2.1
10	WINDHAVEN INS CO	12541	P	385,885,193	2.0
11	ALLSTATE INS CO	19232	P	360,660,592	1.9
12	STANDARD FIRE INS CO	19070	P	319,260,974	1.7
13	SAFECO INS CO OF IL	39012	P	312,274,723	1.6
14	USAA GEN IND CO	18600	P	303,936,761	1.6
15	INFINITY AUTO INS CO	11738	P	240,623,217	1.3
16	SECURITY NATL INS CO	33120	P	237,045,380	1.2
17	LM GEN INS CO	36447	P	221,745,337	1.2
18	SOUTHERN OWNERS INS CO	10190	P	215,347,302	1.1
19	OCEAN HARBOR CAS INS CO	12360	P	204,612,113	1.1
20	DIRECT GEN INS CO	42781	P	199,891,567	1.0
<b>PRODUCTS LIABILITY, TOTAL PREMIUMS: \$219,102,034</b>					
1	NATIONAL TRUST INS CO	20141	P	10,576,949	4.8
2	HARTFORD FIRE INS CO	19682	P	10,258,726	4.7
3	COLONY INS CO	39993	P	10,116,896	4.6
4	EVANSTON INS CO	35378	P	8,958,773	4.1

\*WITH RANK 10 OR LESS, OR AT LEAST 1% MARKET SHARE  
SOURCE: NAIC ANNUAL STATEMENT, STATE PAGE

**TOP INSURANCE WRITERS\*, BY PRODUCT TYPE**

CALENDAR YEAR 2017

PURSUANT TO SECTION 624.313(1)(f), F.S.

<b>RANK</b>	<b>COMPANY</b>	<b>NAIC COMPANY CODE</b>	<b>STATEMENT TYPE</b>	<b>DIRECT PREMIUMS WRITTEN (\$)</b>	<b>MARKET SHARE (%)</b>
<b>PRODUCTS LIABILITY, TOTAL PREMIUMS: \$219,102,034</b>					
5	GREAT AMER E&S INS CO	37532	P	6,647,748	3.0
6	FCCI INS CO	10178	P	6,117,657	2.8
7	AMERICAN HOME ASSUR CO	19380	P	5,568,623	2.5
8	WESTERN WORLD INS CO	13196	P	5,514,914	2.5
9	AMERISURE INS CO	19488	P	5,225,120	2.4
10	ADMIRAL INS CO	24856	P	4,851,074	2.2
11	AMERISURE MUT INS CO	23396	P	4,708,791	2.1
12	FEDERAL INS CO	20281	P	4,401,827	2.0
13	COVINGTON SPECIALTY INS CO	13027	P	3,954,514	1.8
14	CHUBB CUSTOM INS CO	38989	P	3,675,067	1.7
15	KINSALE INS CO	38920	P	3,290,124	1.5
16	LIBERTY MUT FIRE INS CO	23035	P	3,262,559	1.5
17	ALLIANZ GLOBAL RISKS US INS CO	35300	P	3,212,382	1.5
18	ZURICH AMER INS CO	16535	P	3,165,661	1.4
19	SECURITY NATL INS CO	19879	P	3,083,968	1.4
20	OHIO SECURITY INS CO	24082	P	2,993,227	1.4
21	FIRST MERCURY INS CO	10657	P	2,982,195	1.4
22	NORTH RIVER INS CO	21105	P	2,948,684	1.3
23	TRAVELERS PROP CAS CO OF AMER	25674	P	2,821,741	1.3
24	ARCH SPECIALTY INS CO	21199	P	2,808,665	1.3
25	JAMES RIVER INS CO	12203	P	2,618,535	1.2
26	OLD REPUBLIC INS CO	24147	P	2,613,707	1.2
27	WESCO INS CO	25011	P	2,510,457	1.1
28	LEXINGTON INS CO	19437	P	2,449,642	1.1
29	UNITED FIRE & CAS CO	13021	P	2,351,374	1.1
30	FEDERATED MUT INS CO	13935	P	2,293,475	1.0
31	AMERICAN GUAR & LIAB INS	26247	P	2,276,044	1.0
<b>SURETY, TOTAL PREMIUMS: \$364,728,947</b>					
1	TRAVELERS CAS & SURETY CO OF AMER	31194	P	55,784,043	15.3
2	LIBERTY MUT INS CO	23043	P	31,003,798	8.5
3	FIDELITY & DEPOSIT CO OF MD	39306	P	24,226,280	6.6
4	WESTERN SURETY CO	13188	P	21,146,408	5.8
5	BERKLEY INS CO	32603	P	11,962,560	3.3
6	FEDERAL INS CO	20281	P	11,204,418	3.1
7	HARTFORD FIRE INS CO	19682	P	9,208,055	2.5
8	WESTCHESTER FIRE INS CO	10030	P	9,200,734	2.5
9	ARCH INS CO	11150	P	7,886,807	2.2
10	GREAT AMER INS CO	16691	P	7,773,389	2.1
11	NORTH AMER SPECIALTY INS CO	29874	P	7,017,214	1.9
12	ATLANTIC SPECIALTY INS CO	27154	P	6,497,102	1.8
13	UNITED STATES FIRE INS CO	21113	P	6,340,659	1.7
14	INTERNATIONAL FIDELITY INS CO	11592	P	6,058,798	1.7
15	FCCI INS CO	10178	P	6,014,561	1.6
16	PHILADELPHIA IND INS CO	18058	P	5,892,686	1.6
17	PALMETTO SURETY CORP	13121	P	5,241,534	1.4
18	HUDSON INS CO	25054	P	5,166,380	1.4
19	LYNDON SOUTHERN INS CO	10051	P	4,807,209	1.3
20	US SPECIALTY INS CO	29599	P	4,672,801	1.3
21	ARGONAUT INS CO	19801	P	4,456,742	1.2
22	RLI INS CO	13056	P	4,419,851	1.2

\*WITH RANK 10 OR LESS, OR AT LEAST 1% MARKET SHARE  
SOURCE: NAIC ANNUAL STATEMENT, STATE PAGE

**TOP INSURANCE WRITERS\*, BY PRODUCT TYPE**

CALENDAR YEAR 2017

PURSUANT TO SECTION 624.313(1)(f), F.S.

RANK	COMPANY	NAIC COMPANY CODE	STATEMENT TYPE	DIRECT PREMIUMS WRITTEN (\$)	MARKET SHARE (%)
<b>SURETY, TOTAL PREMIUMS: \$364,728,947</b>					
23	OLD REPUBLIC SURETY CO	40444	P	4,378,963	1.2
24	OHIO CAS INS CO	24074	P	4,359,879	1.2
25	MERCHANTS BONDING CO A MUT	14494	P	4,246,715	1.2
26	LEXON INS CO	13307	P	4,228,219	1.2
27	WESTFIELD INS CO	24112	P	4,187,950	1.1
28	DEVELOPERS SURETY & IND CO	12718	P	4,168,666	1.1
<b>TITLE, TOTAL PREMIUMS: \$1,431,980,904</b>					
1	OLD REPUBLIC NATL TITLE INS CO	50520	T	445,926,835	31.1
2	FIRST AMER TITLE INS CO	50814	T	301,415,985	21.0
3	CHICAGO TITLE INS CO	50229	T	176,572,511	12.3
4	FIDELITY NATL TITLE INS CO	51586	T	165,886,349	11.6
5	WESTCOR LAND TITLE INS CO	50050	T	87,021,824	6.1
6	STEWART TITLE GUAR CO	50121	T	68,505,050	4.8
7	COMMONWEALTH LAND TITLE INS CO	50083	T	48,384,028	3.4
8	WFG NATL TITLE INS CO	51152	T	41,904,022	2.9
9	ALLIANT NATL TITLE INS CO INC	12309	T	30,093,615	2.1
10	NORTH AMER TITLE INS CO	50130	T	25,725,828	1.8
11	TITLE RESOURCES GUAR CO	50016	T	23,567,187	1.6
<b>WARRANTY, TOTAL PREMIUMS: \$556,149,501</b>					
1	COURTESY INS CO	26492	P	345,691,158	62.2
2	WESCO INS CO	25011	P	56,424,489	10.1
3	MOTORS INS CORP	22012	P	28,496,892	5.1
4	CONTINENTAL INS CO	35289	P	22,256,337	4.0
5	UNIVERSAL UNDERWRITERS INS CO	41181	P	16,698,222	3.0
6	TOYOTA MOTOR INS CO	37621	P	14,497,280	2.6
7	LYNDON SOUTHERN INS CO	10051	P	11,712,352	2.1
8	OLD UNITED CAS CO	37060	P	9,962,764	1.8
9	PROTECTIVE PROP & CAS INS CO	35769	P	9,615,633	1.7
10	FIRST COLONIAL INS CO	29980	P	8,802,400	1.6
11	DEALERS ASSUR CO	16705	P	7,369,328	1.3
12	AMERICAN ROAD INS CO	19631	P	6,866,125	1.2
<b>WORKERS' COMPENSATION, TOTAL PREMIUMS: \$3,183,147,311</b>					
1	BRIDGEFIELD EMPLOYERS INS CO	10701	P	271,748,563	8.5
2	ASSOCIATED INDUSTRIES INS CO INC	23140	P	175,508,948	5.5
3	ZENITH INS CO	13269	P	163,044,139	5.1
4	FCCI INS CO	10178	P	154,884,481	4.9
5	TECHNOLOGY INS CO INC	42376	P	138,696,723	4.4
6	RETAILFIRST INS CO	10700	P	93,156,984	2.9
7	NORGUARD INS CO	31470	P	90,977,172	2.9
8	AMERICAN ZURICH INS CO	40142	P	87,641,167	2.8
9	ZURICH AMER INS CO	16535	P	83,418,501	2.6
10	AMERISURE INS CO	19488	P	80,609,590	2.5
11	FFVA MUT INS CO	10385	P	71,572,515	2.2
12	BRIDGEFIELD CAS INS CO	10335	P	66,259,727	2.1
13	TRAVELERS IND CO OF AMER	25666	P	62,964,245	2.0
14	TWIN CITY FIRE INS CO CO	29459	P	52,725,351	1.7
15	CHARTER OAK FIRE INS CO	25615	P	45,009,517	1.4
16	HARTFORD CAS INS CO	29424	P	43,310,781	1.4
17	INSURANCE CO OF THE STATE OF PA	19429	P	42,921,611	1.3
18	NORMANDY INS CO	13012	P	41,253,006	1.3
19	AMERICAN INTERSTATE INS CO	31895	P	39,136,145	1.2
20	AMERISURE MUT INS CO	23396	P	38,848,197	1.2

\*WITH RANK 10 OR LESS, OR AT LEAST 1% MARKET SHARE  
SOURCE: NAIC ANNUAL STATEMENT, STATE PAGE

**TOP INSURANCE WRITERS\*, BY PRODUCT TYPE**

CALENDAR YEAR 2017

PURSUANT TO SECTION 624.313(1)(f), F.S.

<b>RANK</b>	<b>COMPANY</b>	<b>NAIC COMPANY CODE</b>	<b>STATEMENT TYPE</b>	<b>DIRECT PREMIUMS WRITTEN (\$)</b>	<b>MARKET SHARE (%)</b>
<b>WORKERS' COMPENSATION, TOTAL PREMIUMS: \$3,183,147,311</b>					
21	INDEMNITY INS CO OF NORTH AMER	43575	P	37,300,818	1.2
22	ASCENDANT COMMERCIAL INS INC	13683	P	37,109,101	1.2
23	MARKEL INS CO	38970	P	34,504,294	1.1
24	LM INS CORP	33600	P	33,735,550	1.1
25	TRAVELERS PROP CAS CO OF AMER	25674	P	32,555,753	1.0

\*WITH RANK 10 OR LESS, OR AT LEAST 1% MARKET SHARE  
SOURCE: NAIC ANNUAL STATEMENT, STATE PAGE



FLORIDA OFFICE OF  
INSURANCE REGULATION

*200 East Gaines Street  
Tallahassee, FL 32399  
(850) 413-3140*